



EXHB

THE EXHIBITORS' HANDBOOK® 2024-2025

powerful
VISUAL
COMMUNICATIONS
solutions

theexhibitorshandbook.com

VISUAL COMMUNICATIONS *solutions*

We offer the best and widest range of visual communications solutions for corporate interiors, retail environments, tradeshow and events.

Our collection includes portable displays, light boxes, outdoor displays, fabric structures, exhibit kits and more!

SYMBOL KEY



product made in
North America



economy product



standard product



premium product



recyclable product
(does not include graphic)



product comes with
a carry bag or case



rental product



new product

WARRANTY KEY



lifetime limited warranty (frame)



5 year limited warranty (frame)



1 year limited warranty (frame)



90 day limited warranty (frame)



graphics limited 1 year
warranty (indoor products)



graphics limited 6 month
warranty (outdoor &
table throw products)



THE EXHIBITORS'
**HAND
BOOK**
MODULAR DISPLAY SOLUTIONS

theexhibitorshandbook.com

Contents

Portable Displays & Systems

- 06** BANNERS
BANNER STANDS & SYSTEMS
RETRACTABLE | TELESCOPIC | SPRING BACK
- 16** FABRIC BANNERS
FORMULATE® | MODULATE®
- 18** FABRIC LIGHT BOXES
BLAZE™ | VECTOR FRAME™
- 30** HANGING BANNERS
- 32** OUTDOOR DISPLAYS
TENTS | FLAGS | SIGNS
- 44** TABLE THROWS & RUNNERS
- 46** FOLDING PANEL TABLETOP DISPLAYS
- 48** EXPANDING DISPLAY SYSTEMS
HOPUP™ | EMBRACE™ | XCLAIM™ | COYOTE™

Wall Signs & Solutions

- 74** DIMENSIONAL & CHANNEL LETTERS | WALL
MOUNTED DISPLAYS | WAYFINDING SIGN SOLUTIONS

Contents

Fabric Displays & Structures

- 82** MODULATE® MAGNETIC
BANNERS | 10', 20' 30' RECONFIGURABLE KITS
- 88** FORMULATE® ESSENTIAL
BANNERS | TABLETOP DISPLAYS | 8' & 10' DISPLAYS
- 92** FORMULATE MASTER
TABLETOP DISPLAYS | 8', 10', 20' DISPLAYS | ACCENTS
- 100** FORMULATE DESIGNER SERIES
10', 20' 30' KITS
- 108** FORMULATE FUSION 20' X 20' ISLAND KITS
- 114** FORMULATE HANGING &
ARCHITECTURAL STRUCTURES
HANGING SIGNS | TOWERS | ARCHES | CONFERENCE WALLS

Modular Exhibit Systems

- 128** HYBRID PRO™ MODULAR DISPLAYS
10', 20' & ISLAND KITS
- 140** VECTOR FRAME™ MODULAR DISPLAYS
BANNERS | 10', 20' KITS | TOWERS | ACCENTS
- 152** ORBITAL EXPRESS™ TRUSS DISPLAYS
10', 20' & ISLANDS KITS | ACCENTS

Providing Ultimate Flexibility & Value

The Standard MODify Process

- 01** Pick Your MODify Fixture.
- 02** Design Your Graphics.
- 03** Select Your MODify Accessories.
- 04** Accent with MODify Furniture.
- 05** Place Your Order.
- 06** We Make & Ship.
- 07** You Install. Our easy-to-use instructions detail step-by-step assembly.

What's so *great* about MODify™?

- Superior, **vibrant** SEG push-fit fabric graphics.
- Turnkey - **7 days** for most displays!
- Simple assembly - associate level install.
- Three color options: White, Black, and Silver.
- Easy to MODify with shelves and fixtures.
- Frames & graphics are **made in North America**.
- Remarkable quality! Lifetime frame warranty and **easy graphic changeout**.
- Customized retail displays available!

MODify™ Retail Merchandise System

NEED IT FAST?
THIS IS YOUR JAM.

WANT SOMETHING
DIFFERENT?
SLIGHTLY MODIFY.

LOOKING FOR
ONE OF A KIND?
WE CAN DO THAT!

| | STANDARD | SEMI-CUSTOM | CUSTOM |
|---------------------------------------|---|---|--|
| DEFINITION & COLOR OPTIONS | Displays, accessories and accent furniture as shown with outlined colors and finish options. Colors: Black, White, Silver Wood colors: Black, White, Natural & Gray Woodgrain Graphics: Any color or pattern you wish, based on what you design! | Displays configured to a different height (same width ~ 36") or color. Frame colors: Endless Powder Coat color options for frames and standard accessories. Standard Accent Furniture needed in a different frame or wood color. | Unique shapes, sizes, and colors. Custom-developed displays, furnishings, and accessories per the sizes you need and desire. You specify the color for frames, accessories, and accent furnishings. |
| LEAD TIME | Design: Already done! Build: Quantity 1-4: 7 days Quantity 5-8: 8 days Quantity 9-12: 9 days | Design: 5 days Build: 2-4 weeks | Design: 2+ weeks Based on project scope. Build: 6-8+ weeks Based on project scope. |
| PACKAGING | Boxed & skidded. | Boxed & skidded. | Boxed & skidded. |
| SERVICE LEVELS | Self-serve. Pick your desired displays, accessories and accent furniture right out of the catalog. Design your artwork, submit, and order. Install: Self-serve install. Kits are designed for associate-level install and can be assembled per the easy set-up instructions provided. Need a Virtual image of a standard kit ? No problem, request and we will provide in 24-48 hrs. Need a Virtual of a MODify'd kit , configured with the accessories you wish? No problem, request and we will provide in 24-72 hours. | Light Consult, Design & Estimate. Get to know more about you, your project and how you want the base MODify collection slightly MODify'd. Display virtual/design. Detailed estimate. Install: Your choice of self-serve or professional installation. | Heavy Consult & Conceptual Design. Conceptual design services for full environments and custom displays, accessories, and accent furniture. Prototypes, renderings, and fabrication drawings for approval. Store fixture program development and rollout. Install: Professional Installation service provided if needed. |

Contents

Accents & Accessories

165

COUNTERS

167

INFO CENTERS

TABLET STANDS | KIOSKS | SIGNS STANDS | LITERATURE RACKS

173

LIGHTING

175

CASES

MODify™ Retail Merchandising System

184

SINGLE SIDED FIXTURES

188

DOUBLE SIDED FIXTURES

192

GONDOLA

194

FOUR SIDED FIXTURES

198

FURNITURE + ACCESSORIES

MODify™ *Fixture Options*

Again, it's Nice to Have *Options.*

COLOR FINISHES

The MODify™ Retail Merchandising System offers three metal powder coat finishes. Base kits come in one color for the frame, base, slatwall and included accessories. Optional accessories and fixtures are an ideal way to mix and match colors.

Additional Finishes

We can powder coat any color! With a bit more time, we can colorize frames and fixtures to your desired colors.



white



black



silver

SEG PUSH-FIT FABRIC GRAPHICS

SEG push-fit fabric graphics allow you to incorporate any color, pattern, message or brand you wish to within the retail display. Easily change for different brands and for the change of seasons.



WOOD LAMINATE COLORS

Our laminate wood tops for nesting tables and risers are quality crafted and available in four color options.



white



black



natural



gray



Custom designed RETAIL DISPLAYS

The MODify Collection provides a multitude of finish and material options that will MODify and modernize your retail space. However, if you need a truly unique, custom solution, we have the creativity and capability to design and develop a unique retail display solution for your needs.

With over 20 years of experience in the design, construction, project management and realization of custom solutions, we have what it takes to bring your ideas to reality.

Reach out to our design team about custom retail solutions.

MODify™ Accessories

MODIFY WITH ACCESSORIES

Accent and accessorize your MODify™ Retail Display with shelves, slatwall hooks, waterfalls, faceout bars, U bars and monitor mounts. Mix and match with various colors or keep uniform. MODify accessories can be used for any kit in the MODify collection.



SHELVES



36" WIDE, 12" DEEP SHELF
SILVER, BLACK, WHITE
MFY-SLF-36-12-S/W/B



36" WIDE, 12" DEEP HANG BAR SHELF
SILVER, BLACK, WHITE
MFY-SLF-36-12-HB-S/W/B

RAILS + RAIL ACCESSORIES



36" WIDE 2.75" DEEP TOWEL BAR
SILVER, BLACK, WHITE
MFY-SLT-TWL-36-3-S/W/B



36" WIDE 12" DEEP U-SHAPED HANG BAR
SILVER, BLACK, WHITE
MFY-UBR-36-12-S/W/B



SLATWALL HOOKS 4", 6", 8", 10", 12"
SILVER, BLACK, WHITE
MFY-SLT-HK-4-S/W/B
MFY-SLT-HK-6-S/W/B
MFY-SLT-HK-8-S/W/B
MFY-SLT-HK-10-S/W/B
MFY-SLT-HK-12-S/W/B



5 PEG WATERFALL FOR TOWEL BAR, 12" LONG
SILVER, BLACK, WHITE
MFY-TWL-WTR-12-5-S/W/B



SLATWALL 7 PEG WATERFALL, 16" LONG
SILVER, BLACK, WHITE
MFY-SLT-WTR-16-7-S/W/B



FACEOUT FOR TOWEL BAR, 6", 8", 10" LONG
SILVER, BLACK, WHITE
MFY-TWL-FC-6-S/W/B
MFY-TWL-FC-8-S/W/B
MFY-TWL-FC-10-S/W/B



SLATWALL FACEOUT, 6", 8", 10", 12"
SILVER, BLACK, WHITE
MFY-SLT-FC-6-S/W/B
MFY-SLT-FC-8-S/W/B
MFY-SLT-FC-10-S/W/B
MFY-SLT-FC-12-S/W/B

BASE DECKS



DROP-IN BASE DECK
36"W X 17.25" DROP-IN BASE WITH 2" TOE KICK
SILVER, BLACK, WHITE
MFY-BD-36-17-W/B/S



SOLO BASE DECK
36"W X 17.25"D SOLO BASE DECK WITH 2" TOE KICK
SILVER, BLACK, WHITE
MFY-SBD-36-17-W/B/S

CASTERS



CASTERS, 4 PACK - TWO CASTERS WITH STOPPERS, TWO WITHOUT
MFY-CSTR-4-PK

MONITOR MOUNT



MEDIUM MONITOR MOUNT
TUBE-M-MB


PORTABLE

Displays & Systems



BANNER STANDS

and systems

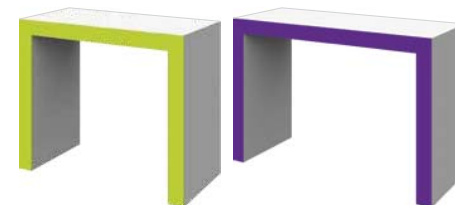


MODify™ Accent Furniture

MODIFY DISPLAY TABLES

HPC-14 | 59"W x 39.5"H x 23"D
HPC-13 | 47.25"W x 39.5"H x 23"D

- sleek and stylish laminated wood table
- your choice of white, black, natural or gray woodgrain
- three pieces for quick assembly
- optional vinyl graphic adds a pop of color
- two size options



MODIFY COUNTER

HPC-02 | 70.88"W x 39.38"H x 23.63"D

- wood counter with lighting inside to make your brand glow
- your choice of white, black, natural or gray woodgrain
- SEG push-fit fabric graphic in your choice of opaque or backlit
- rear locking storage door
- durable aluminum feet
- holds max weight of 50 lbs.



*available with or without
an acrylic topper* →

MODIFY PEDESTALS

MFY-PED-01 | 16"W x 35.5"H x 16"D
MFY-PED-01A | 16"W x 47.5"H x 16"D w/ topper
MFY-PED-02 | 16"W x 26"H x 16"D
MFY-PED-02A | 16"W x 35.5"H x 16"D w/ topper

- pedestal for merchandise display
- square, abrasion-resistant acrylic topper
- wood top comes in your choice of white, black, natural or gray woodgrain
- base consists of four, SEG push-fit fabric graphics



MFY-PED-01



MFY-PED-02A

MODify™ Accent Furniture

Merchandise

Complement your MODify Retail Display with furniture that helps you merchandise and put products on display.

RISERS

MFY-RSR-01 | 34"W x 18"H x 17.75"D
MFY-RSR-02 | 47.75"W x 12"H x 23.75"D

Risers feature a steel frame, a wood top and optional magnetic graphics

- black steel retail riser
- your choice of white, black, natural or gray woodgrain inset wood top
- optional Magnetic graphic for any side
- two size options

Laminate Color Options



shown with magnetic graphics

MODIFY NESTING TABLES

MFY-TBL-01-W/B/S | 56"W x 36"H x 30"D
MFY-TBL-02-W/B/S | 48"W x 30"H x 24"D
MFY-TBL-03-W/B/S | 34"W x 36"H x 30"D
MFY-TBL-04-W/B/S | 27"W x 30"H x 24"D

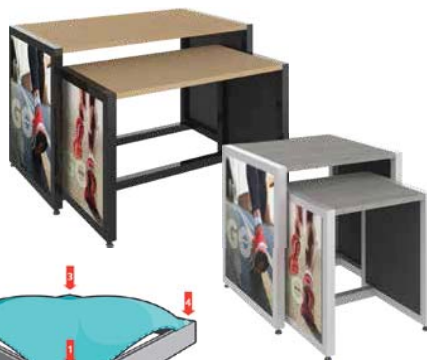
Nesting Tables feature aluminum frames, wood tops and optional SEG push-fit fabric graphics

- your choice of silver, black or white leg frames
- your choice of white, black, natural or gray woodgrain laminate wood top
- optional SEG push-fit graphic for each side

Laminate Color Options



easy-to-apply graphics




BLADE LITE

Superior style and value!



- graphic materials: vinyl, premium fabric, supreme melinex
- toolless quick rail combines the ease of a snap rail with the reassurance of an adhesive fixing
- weighted base for stability
- adjustable leveling feet
- 400mm features 4-piece pole, all other sizes feature hybrid bungee/telescopic pole.

| code | width | height | assembled dimensions |
|---------------|--------|--------------|--------------------------------|
| BLD-LT-400-1 | 15.75" | 69.375" | Ⓢ 17.75" w x 72.13" h x 8.6" d |
| BLD-LT-600-1 | 23.5" | 69" - 83.25" | Ⓢ 25.5" w x 86" h x 8.6" d |
| BLD-LT-800-1 | 31.5" | 60" - 83.25" | Ⓢ 33.5" w x 86" h x 8.6" d |
| BLD-LT-850-1 | 33.5" | 60" - 83.25" | Ⓢ 35.4" w x 86" h x 8.6" d |
| BLD-LT-920-1 | 36" | 60" - 83.25" | Ⓢ 38" w x 86" h x 8.6" d |
| BLD-LT-1000-1 | 39.25" | 60" - 83.25" | Ⓢ 41.3" w x 86" h x 8.6" d |
| BLD-LT-1200-1 | 47.25" | 60" - 83.25" | Ⓢ 49" w x 86" h x 8.6" d |
| BLD-LT-1500-1 | 59" | 60" - 83.25" | Ⓢ 61" w x 86" h x 8.6" d |



hybrid bungee/telescopic pole for easy assembly



comes with carry bag with inner protective foam padding



illuminate your graphic with optional LED lighting LUM-LED3-ORL-B



ORIENT 1




- graphic materials: vinyl, premium fabric, supreme melinex
- anodized silver or black base options
- toolless quick rail combines the ease of a snap rail with the reassurance of an adhesive fixing
- molded end caps
- adjustable feet on base
- hybrid bungee/telescopic pole

| code | width | height | assembled dimensions |
|----------------|-------|----------------|---------------------------------|
| ONT-800-S/B-4 | 31.5" | 60.5" - 83.25" | ⓐ 32.68" w x 84.75" h x 7.08" d |
| ONT-850-S/B-4 | 33.5" | 60.5" - 83.25" | ⓐ 34.65" w x 86" h x 7.08" d |
| ONT-920-S/B-4 | 35.5" | 60.5" - 83.25" | ⓐ 37.49" w x 84.75" h x 7.08" d |
| ONT-1000-S/B-4 | 39.5" | 60.5" - 83.25" | ⓐ 40.55" w x 84.75" h x 7.08" d |



silver or black base options!




choose from vinyl, premium fabric or supreme melinex graphic material!

ORIENT 2



double-sided graphic



- graphic materials: vinyl, premium fabric, supreme melinex
- anodized silver base
- toolless quick rail combines the ease of a snap rail with the reassurance of an adhesive fixing
- molded end caps
- adjustable feet on base
- hybrid bungee/telescopic pole

| code | width | height | assembled dimensions |
|-----------------|-------|----------------|---------------------------------|
| ONT-800-DBL-S-4 | 31.5" | 60.5" - 83.25" | ⓐ 32.68" w x 84.75" h x 7.28" d |
| ONT-920-DBL-S-4 | 35.5" | 60.5" - 83.25" | ⓐ 37.49" w x 84.75" h x 7.28" d |

ORIENT ORGANIC




maple woodgrain base



- graphic materials: vinyl, premium fabric, supreme melinex
- maple woodgrain base finish
- toolless quick rail combines the ease of a snap rail with the reassurance of an adhesive fixing
- plastic end caps
- adjustable feet on base
- hybrid bungee/telescopic pole

| code | width | height | assembled dimensions |
|------------|-------|----------------|--------------------------------------|
| ONT-850-DW | 33.5" | 60.5" - 83.25" | ⓐ 35" w x 63.5" - 88.25" h x 7.25" d |



Easy to MODify™ for the Seasons



Base Kit 03, shown in white

MODify'd with Shelves & Waterfalls

KIT 03

FOUR SIDED ARCH RETAIL DISPLAY
MFY-4S-K-03-W/B/S | 148"W x 144"H x 39"D

Base Kit includes:

- two 36"W x 144"H towers on both sides hold slatwalls, fixtures and graphics
- four 36"W x 96.5"H slatwall panels, two on each tower
- overhead 140.5"W x 50"H SEG push-fit fabric graphic front and back commands attention
- all elements in kit are the same color, your choice of all white, black, or silver

Kit Color Options



easy-to-apply graphics

OPTIONAL ACCESSORIES:



Slatwall Hooks



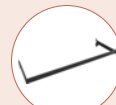
Waterfalls



Towel Bar



Faceout for Towel Bar



U Bar



Shelves

ROLLUP




black base



- graphic materials: vinyl, premium fabric, supreme melinex
- black finish
- premium grip rail
- adjustable feet on base
- bungee pole

| code | width | height | assembled dimensions |
|---------|-------|--------|---------------------------------|
| RU-S1-4 | 34.5" | 84.5" | Ⓢ 32.68" w x 84.75" h x 7.08" d |


PACIFIC



- graphic materials: vinyl, premium fabric, supreme melinex
- anodized silver base
- molded end caps
- swivel-out foot
- 3-piece bungee pole

| code | width | height | assembled dimensions |
|--------------|--------|--------|---------------------------------|
| PAC-800-S-2 | 31.5" | 83.75" | Ⓢ 32.5" w x 86.25" h x 16" d |
| PAC-920-S-2 | 35.5" | 83.75" | Ⓢ 37.49" w x 84.75" h x 7.28" d |
| PAC-1000-S-2 | 39.25" | 83.75" | Ⓢ 37.49" w x 84.75" h x 7.28" d |

CONTENDER




silver or black base options!



- graphic materials: vinyl, premium fabric, supreme melinex
- swivel-out foot
- silver or black base options
- laser cut steel ends & 3-piece pole

| code | width | height | assembled dimensions |
|-----------|-------|--------------|------------------------------------|
| CN-24-S/B | 23.5" | 77.5" - 105" | Ⓢ 24.5" w x 77.5" - 105" h x 16" d |
| CN-30-S/B | 29.5" | 77.5" - 105" | Ⓢ 30.5" w x 77.5" - 105" h x 16" d |
| CN-36-S/B | 35.5" | 77.5" - 105" | Ⓢ 36.5" w x 77.5" - 105" h x 16" d |
| CN-48-B | 47.5" | 77.5" - 105" | Ⓢ 48.5" w x 77.5" - 105" h x 16" d |

MERLIN




interchangeable graphic cassette included



- graphic materials: vinyl, premium fabric, supreme melinex
- anodized silver base
- snap top graphic rail
- hybrid bungee/telescopic pole

| code | width | height | assembled dimensions |
|------------|-------|-------------|-------------------------------|
| MRLN-850-2 | 33.5" | 60.5" - 88" | Ⓢ 32.68" w x 84.75" h x 16" d |

ILLUMISTAND



- graphic materials: vinyl, premium fabric, supreme melinex
- anodized silver base with gray molded endcaps
- LED lights in base shine upwards to illuminate graphics, UL/CE certified
- graphics (2) printed on backlit banner film for optimal glow
- bungee pole with graphic slider
- comes with a premium padded carry bag with strap

| code | width | height | assembled dimensions |
|-------------|-------|--------|---------------------------------|
| ILLUM-800-1 | 31" | 78" | Ⓢ 37.49" w x 84.75" h x 7.28" d |

BARRACUDA



- graphic materials: vinyl, premium fabric, supreme melinex
- anodized silver base
- toolless quick rail
- graphic tensioner
- adjustable feet on base
- hybrid bungee/telescopic pole

| code | width | height | assembled dimensions |
|--------------|--------|-------------|--|
| BCD-600-S-1 | 23.5" | 66.5" - 83" | Ⓢ 26" w x 69" - 85.75" h x 7.87" d |
| BCD-800-S-1 | 31.5" | 60" - 83" | Ⓢ 33.75" w x 62.75" - 85.75" h x 7.87" d |
| BCD-850-S-1 | 33.5" | 60" - 83" | Ⓢ 35.5" w x 62.75" - 85.75" h x 7.87" d |
| BCD-920-S-1 | 35.5" | 60" - 83" | Ⓢ 38.58" w x 62.75" - 85.75" h x 7.87" d |
| BCD-1200-S-1 | 47.25" | 60" - 83" | Ⓢ 49.5" w x 62.75" - 85.75" h x 7.87" d |

ADVANCE



- graphic materials: vinyl, premium fabric, supreme melinex
- graphic tensioner
- integrated pole storage
- interchangeable graphic cassette
- telescopic pole

| code | width | height | assembled dimensions |
|-----------|-------|----------------|---------------------------------------|
| ADV-800-S | 31.5" | 29.5" - 83.35" | Ⓢ 34.25" w x 31.5" - 87" h x 11.61" d |

IMAGINE



- graphic materials: vinyl, premium fabric, supreme melinex
- graphic tensioner
- integrated pole storage
- interchangeable graphic cassette
- telescopic pole with premium grip rail

| code | width | height | assembled dimensions |
|-----------|-------|----------------|-------------------------------------|
| IMG-800-S | 31.5" | 30.5" - 83.35" | Ⓢ 34.25" w x 31.5" - 87" h x 8.5" d |
| IMG-850-S | 33.5" | 30.5" - 83.35" | Ⓢ 36.25" w x 30.5" - 87" h x 8.5" d |

MODify™ Four Sided Towers



Base Kit O2, shown in black



MODify'd with Monitor Mounts & Shelves

*32" monitors shown. Monitors not included.

KIT O2

FOUR SIDED RETAIL TOWER W/ SQUARE HEADER
MFY-4S-K-02-W/B/S | 60"W x 120"H x 60"D

Base Kit includes:

- center tower holds four 36"W x 117"H SEG push-fit fabric graphics and can hold a multitude of fixtures for merchandising
- square header holds four 60"W x 18"H SEG push-fit fabric graphics & attaches to center tower
- all elements in kit are the same color, your choice of all white, black, or silver



Add a riser for additional merchandising!

OPTIONAL ACCESSORIES:



Towel Bar



Faceout for Towel Bar



U Bar

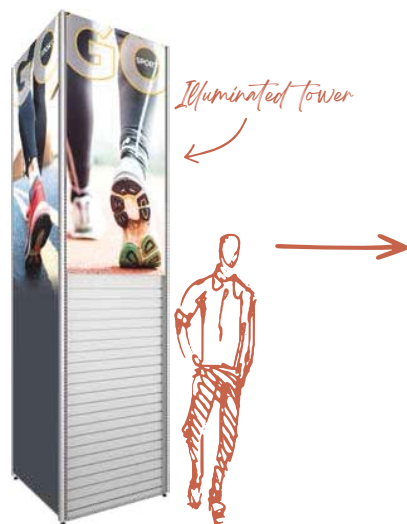


Shelves



Medium Monitor Mount*

MODify™ Four Sided Towers



Base Kit 01, shown in silver



MODify'd with Shelves, U Bars & Waterfalls

KIT 01

FOUR SIDED BACKLIT RETAIL TOWER

MFY-4S-K-01-W/B/S | 39"W x 144"H x 39"D

Base Kit includes:

- four frames & LED lights inside the tower make it glow
- two 36"W x 72"H slatwall panels on two sides with 36"W x 73"H SEG fabric graphics on top
- two 36"W x 141"H full height SEG fabric graphic panels
- all elements in kit are the same color, your choice of all white, black, or silver



easy-to-apply graphics

OPTIONAL ACCESSORIES:



Slatwall Hooks



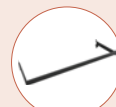
Waterfalls



Towel Bar



Faceout for Towel Bar



U Bar



Shelves


MOSQUITO

Wide range of size options!



- graphic materials: vinyl, premium fabric, supreme melinex (melinex not available for 1500mm)
- anodized silver or black base options (800mm only)
- swivel feet & snap-top graphic rail
- 400mm unit has 4-piece pole: 600mm, 800mm, 850mm and 920mm units have one bungee pole, 1200mm and 1500mm have two bungee poles

| code | width | height | assembled dimensions |
|------------------------|--------|----------------|---------------------------------|
| MSQT-400 | 15.75" | 15.25" - 62.5" | ⊗ 16.68" w x 66.43" h x 11.5" d |
| MSQT-600 | 23.5" | 78.5" | ⊗ 24.5" w x 82.87" h x 11.5" d |
| MSQT-800 MSQT-800-B | 31.5" | 78.5" | ⊗ 32" w x 82.87" h x 11.2" d |
| MSQT-850 | 33.5" | 78.5" | ⊗ 34.43" w x 82.87" h x 11.5" d |
| MSQT-920 | 36" | 78.5" | ⊗ 36.87" w x 82.87" h x 11.5" d |
| MSQT-1200 | 47.25" | 78.5" | ⊗ 48.25" w x 82.87" h x 11.2" d |
| MSQT-1500 | 59" | 78.5" | ⊗ 59.5" w x 82.87" h x 11.2" d |



hybrid bungee/telescopic pole for easy assembly



comes with carry bag with inner protective foam padding



black base option available for Mosquito 800

GIANT MOSQUITO



- graphic materials: vinyl, premium fabric, supreme melinex
- anodized silver base
- swivel feet
- snap top graphic rail
- adjustable telescopic pole
- heavy duty, weighted stand

| code | width | height | assembled dimensions |
|------------------|-------|------------|-----------------------------------|
| MSQT-GIANT-920-S | 36" | 68" - 122" | Ⓢ 37" w x 72" x 125" h x 15.75" d |

DRAGON FLY



- graphic materials: vinyl, premium fabric, supreme melinex
- snap top graphic rail
- swivel feet
- 3-piece bungee pole
- new base

| code | width | height | assembled dimensions |
|--------------|--------|--------|-------------------------------|
| DRAGON-FLY-I | 33.25" | 79" | Ⓢ 34.25" w x 83" h x 15.75" d |

MOSQUITO LITE



- graphic materials: vinyl, premium fabric, supreme melinex
- standard graphic height = 78.5"
- anodized silver base
- swivel foot
- snap top graphic rail
- 3-piece bungee pole

| code | width | height | assembled dimensions |
|-------------|-------|--------|-------------------------------|
| MSQT-LT-800 | 31.5" | 78.5" | Ⓢ 32.17" w x 82.28" h x 14" d |

SYNERGY



- graphic materials: vinyl, premium fabric, supreme melinex
- standard graphic height = 82"
- anodized silver base
- swivel feet
- snap top graphic rail
- 3-piece bungee pole

| code | width | height | assembled dimensions |
|-------------|-------|--------|-----------------------------|
| SYNERGY-800 | 31.5" | 82" | Ⓢ 32.1" w x 82" h x 12.5" d |

MODify™ Merchandising Flexibility



Base Kit 02,
shown in black

MODify'd with Towel Bar,
Faceout for Towel Bar & Shelves

KIT 02
GONDOLA RETAIL DISPLAY
MFY-GN-K-02-W/B/S | 76.5"W x 96"H x 28.5"D

Base Kit includes:

- five frames: two ends, two center, one header
- two, 35"W sections in center hold SEG push-fit fabric graphics on both sides
- end caps each hold a 28"W x 81"H SEG push-fit fabric graphic, black liners on inside
- frame topper with 59"W x 12"H SEG push-fit fabric graphic, one on each side
- non-rolling base
- frame, slatwall and base colors in kit are all the same, your choice of all white, black or silver

Kit Color Options



easy-to-apply graphics



Base Kit 03,
shown in black

MODify'd with
Faceouts & Shelves

KIT 03
GONDOLA RETAIL DISPLAY
MFY-GN-K-03-W/B/S | 39"W x 61.5"H x 37.5"D

Base Kit includes:

- three frames: side, center, one header
- center section holds 35.5"W x 57"H SEG push-fit fabric graphic, one on each side
- end cap includes a 37"W x 57"H SEG push-fit fabric graphic and black liner on inside
- rolling base (casters included)
- all elements in kit are the same color, your choice of all white, black, or silver

OPTIONAL ACCESSORIES:



See page 182 for all accessory options!

MODify™ Gondolas



Base Kit 01, shown in white

*powerful graphics.
easy to change.*



MODify'd with Faceouts & Shelves

KIT 01

GONDOLA RETAIL DISPLAY

MFY-GN-K-01-W/B/S | 76.5"W x 72"H x 37.5"D

Base Kit includes:

- five frames: two ends, two center, one header
- 35"W x 57"H (full height) slatwall on front & back
- end caps each hold a 35"W x 57"H SEG push-fit fabric graphic, black liners on inside
- two 35"W x 57"H push-fit fabric graphics on inside of display
- frame topper with 59"W x 12"H SEG push-fit fabric graphic, one on each side
- non-rolling base
- all elements in kit are the same color, your choice of all white, black, or silver

Kit Color Options



easy-to-apply graphics


OPTIONAL ACCESSORIES:



Slatwall Hooks



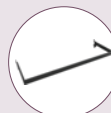
Waterfalls




Towel Bar



Faceout for Towel Bar




U Bar



Shelves

PHOENIX



- graphic materials: vinyl, premium fabric, supreme melinex
- anodized silver base
- swivel feet
- snap top graphic rail
- 3-piece bungee pole

| code | width | height | assembled dimensions |
|-----------|-------|--------|---------------------------------|
| PHX-850-S | 33.5" | 79" | Ⓢ 34.65" w x 81.5" h x 13.78" d |

PHOENIX MINI



- graphic materials: vinyl, premium fabric, supreme melinex
- anodized silver base
- 2-piece pole & optional extenders for added height
- comes complete with carry bag
- tabletop or skinny full-height banner stand

| code | width | height options | assembled dimensions |
|--------------|-------|----------------|------------------------------|
| PHX-400-S | 15.5" | 16.5", 31.5" | Ⓢ 17" w x 34.25" h x 4.88" d |
| PHX-400-S-2P | 15.5" | 47.25", 63" | Ⓢ 17" w x 65.5" h x 4.88" d |

BREEZE



- graphic materials: vinyl, premium fabric, supreme melinex
- retractable tabletop banner stand
- anodized silver base
- ideal for promotional use

| code | width | height | assembled dimensions |
|----------|--------|--------|--------------------------|
| BREZ-1-S | 8.375" | 11.75" | Ⓢ 8.38" w x 13" h x 3" d |
| BREZ-2-S | 11" | 17" | Ⓢ 11" w x 19" h x 3" d |

STELLAR



- graphic materials: vinyl, premium fabric, supreme melinex
- retractable tabletop banner stand
- injection molded/white plastic base
- ideal for promotional use

| code | width | height | assembled dimensions |
|------------|-------|--------|-----------------------------|
| STLLR-LTR | 8.5" | 11" | Ⓢ 9.13" w x 11.75" h x 3" d |
| STLLR-TBLD | 11" | 17" | Ⓢ 11.6" w x 17.75" h x 3" d |

PEGASUS SUPREME



- graphic materials: display poly or oxford fabric
- single or double-sided graphics
- linking connectors attach multiple units together
- telescopic poles for adjustable graphic width and height

| code | width | height | assembled dimensions |
|------------|----------------|---------------|--|
| PGSUS3-S/B | 63.5" - 117.5" | 82.75" - 119" | Ⓢ, 70.63" - 125.43" w x 82.09" - 123.66" h x 25.6" d |

PEGASUS STANDARD



- graphic materials: display poly or oxford fabric
- single or double-sided graphics
- linking connectors attach multiple units together
- telescopic poles for adjustable graphic width and height

| code | width | height | assembled dimensions |
|------------|-------------|----------------|---|
| PGSUS2-S/B | 51.5" - 94" | 67.75" - 96.5" | Ⓢ, 58.66" - 102.36" w x 70.87" - 100.2" h x 25.6" d |

PEGASUS LINKING KIT



- graphic materials: display poly or oxford fabric
- linking connectors attach multiple Pegasus units together
- extension kit includes 2 horizontal poles, 1 vertical pole, pole locks, 2 linking connectors & 1 foot

| code | width | height | assembled dimensions |
|----------------|----------------|----------------|--|
| PGSUS3-EXT-S/B | 63.5" - 117.5" | 82.75" - 119" | Ⓢ, 70.63" - 125.43" w x 82.09" - 123.66" h x 25.6" d |
| PGSUS2-EXT-S/B | 51.5" - 94" | 67.75" - 96.5" | Ⓢ, 58.66" - 102.36" w x 70.87" - 100.2" h x 25.6" d |



TAURUS



- graphic material: display poly
- economy telescopic banner/backwall
- black frame supports single-sided graphics available in one size, 94" w x 96" h
- lightweight components
- quick and easy to set-up
- breaks down and portable

| code | width | height | assembled dimensions |
|-----------|-------|--------|--|
| TAURUS1-B | 94" | 96" | Ⓢ, 58.66" - 106.5" w x 70.87" - 97.75" h x 17.7" d |

MODify™ with Accessories & Furniture



KIT 04

DOUBLE SIDED SLATWALL MERCHANDISE DISPLAY
MFY-DS-K-04-W/B/S | 110"W x 96"H x 37.5"D

Base Kit includes:

- three double sided 36"W x 96"H slatwall panels
- six 36"W x 12"H SEG push-fit fabric graphic headers
- non-rolling base
- all elements in kit are the same color, your choice of all white, black, or silver

Kit Color Options



easy-to-apply graphics

OPTIONAL ACCESSORIES:



Slatwall Hooks



Waterfalls




Towel Bar



Faceout for Towel Bar



U Bar



Shelves

MODify™ Double Sided



Base Kit 03, shown in black

KIT 03
DOUBLE SIDED MERCHANDISE DISPLAY
MFY-DS-K-03-W/B/S | 74"W x 72"H x 37.5"D

Base Kit includes:

- side panel features SEG push-fit fabric graphics & six shelves, three shelves on each side
- open section used to hang apparel and merchandise
- base (casters are optional)
- all elements in kit are the same color, your choice of all white, black, or silver



OPTIONAL ACCESSORIES:



LIGHTNING



- graphic materials: vinyl or supreme melinex
- snap-lock graphic rails
- lightweight aluminum components
- 3-piece bungee pole
- includes carry bag

| code | width | height | assembled dimensions |
|------|-------|--------|-------------------------|
| LTNG | 31" | 77" | Ⓢ 31"W x 77"H x 20.25"D |

L-MINI



- graphic material: vinyl
- tabletop tension banner stand
- adhesive rail
- anodized silver finish
- hardware and graphics pack into and ship in one tube

| code | width | height options | assembled dimensions |
|--------|-------|----------------|---------------------------|
| L-MINI | 14.5" | 26.88" | Ⓢ 14.25"W x 26.88"H x 6"D |

X-TEND

- graphic material: vinyl
- x frame banner stand
- durable black fiberglass arms
- #2 grommets in corners
- single-sided graphic
- basic carry bag included

| code | width | height | assembled dimensions |
|----------|--------|--------|----------------------------|
| X-TEND-1 | 23.63" | 63" | Ⓢ 23.62"W x 63"H x 24"D |
| X-TEND-2 | 27.5" | 70.88" | Ⓢ 27.56"W x 70.87"H x 24"D |
| X-TEND-3 | 31.5" | 70.88" | Ⓢ 31.5"W x 70.87"H x 24"D |
| X-TEND-4 | 31.5" | 78.25" | Ⓢ 31.5"W x 78.25"H x 24"D |
| X-TEND-5 | 33.5" | 78.25" | Ⓢ 33.75"W x 80.25"H x 27"D |



Fabric Banner Displays

Formulate® Essential banner displays feature basic tubular frames coupled with pillowcase fabric graphics. The economy tube frames come with a one year limited warranty. Simply pull the graphic over the frame.



FORMULATE ESSENTIAL BANNERS

- standard depth = 14.75"
- offered in seven widths
- straight aluminum tube frame
- rounded corners
- bungee cords for easy assembly
- sturdy feet anchor the display
- comes with single or double-sided pillowcase fabric graphic
- comes with carry bag

| code | width | height | assembled dimensions |
|-----------------|--------|--------|----------------------------|
| FMLT-E-S-600-2 | 23.5" | 91.63" | Ⓜ 25" w x 92" h x 15" d |
| FMLT-E-S-800-2 | 31.5" | 91.63" | Ⓜ 33" w x 92" h x 15" d |
| FMLT-E-S-850-2 | 33.5" | 91.63" | Ⓜ 35" w x 92" h x 15" d |
| FMLT-E-S-920-2 | 36.5" | 91.63" | Ⓜ 37.75" w x 92" h x 15" d |
| FMLT-E-S-1000-2 | 39.5" | 91.63" | Ⓜ 40.9" w x 92" h x 15" d |
| FMLT-E-S-1200-2 | 47.25" | 91.63" | Ⓜ 48.75" w x 92" h x 15" d |
| FMLT-E-S-1500-2 | 59" | 91.63" | Ⓜ 60.5" w x 92" h x 15" d |




bungee corded poles allow for simple assembly



easy-to-apply pillowcase fabric graphics

comes with height extender



LED light strips attach with clamps



easy-to-apply pillowcase fabric graphics

FORMULATE ESSENTIAL BACKLIT

- standard height = 78.75" h
- height with extension kit = 93.5" h
- standard depth = 12.5" d
- straight aluminum tube frame
- rounded corners
- bungee cords for easy assembly
- LED light strips attach with clamps to top and bottom horizontal bars
- double-sided pillowcase fabric graphic
- comes with carry bag

| code | width | assembled dimensions |
|----------------|--------|---|
| FMLT-E-BL-1100 | 50.75" | Ⓜ 43.25" w x 78.75" h - 93.5" h x 12.5" d |

Tell your story through graphics!



Base Kit 02, shown in white



MODify'd with Shelves, Monitor Mounts & U Bars

*32" monitors shown. Monitors not included.


KIT 02

DOUBLE SIDED MERCHANDISE DISPLAY
MFY-DS-K-02-W/B/S | 74"W x 96"H x 37.5"D

Base Kit includes:

- four 36"W x 48"H slatwall panels, two on the front & two on the back
- four 35"W x 47"H SEG push-fit fabric graphic panels, two on the front & two on the back
- non-rolling base
- all elements in kit are the same color, your choice of all white, black, or silver

Kit Color Options



easy-to-apply graphics

OPTIONAL ACCESSORIES:



MODify™ Double Sided



Base Kit 01, shown in white

MODify'd with Shelves, U Bar & Casters

KIT 01
DOUBLE SIDED MERCHANDISE DISPLAY
MFY-DS-K-01-W/B/S | 37.5"W x 72"H x 37.5"D

Base Kit includes:

- double sided 35"W x 72"H slatwall display
- frame topper with 35"W x 12"H SEG push-fit fabric graphic, one on each side
- base (casters are optional)
- all elements in kit are the same color, your choice of all white, black, or silver

Kit Color Options



easy-to-apply graphics

OPTIONAL ACCESSORIES:



Fabric Banners & Backwalls



Illuminate and draw attention!

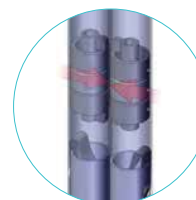
FORMULATE MASTER BACKLIT BACKWALLS

- offered in 3', 5' & 8' widths, all 8'h
- tube frames feature spigot assembly
- LED light curtains attach to the frame
- pillowcase fabric graphic slips over frame
- ships in OCE-2 case

| name | code | assembled dimensions |
|----------------|----------------|-----------------------------|
| 3' Backlit kit | FMLT-BL-W53-01 | 34.69" w x 92" h x 25.59" d |
| 5' Backlit kit | FMLT-BL-W55-01 | 61.75" w x 92" h x 26.63" d |
| 8' Backlit kit | FMLT-BL-W58-01 | 90" w x 92" h x 26.63" d |

MODULATE MAGNETIC MIX & MATCH BANNERS

- toolless assembly
- magnetic frames allow for customized configurations of banners & backwalls
- aluminum tube frames connect with snap buttons and all units come with easy-to-use twist-lock feet
- pillowcase fabric graphics slip over frame



magnetized connection

See pages 84-85 for all banner shapes.

high-powered internal magnets for connection of frames

| size/name | code | assembled dimensions |
|-----------|-----------------|---------------------------------|
| Banner 1 | MOD-FRM-01-M-TL | 60" w x 96" h x 19" d |
| Banner 2 | MOD-FRM-02-M-TL | 60" w x 96" h x 19.3" d |
| Banner 3 | MOD-FRM-03-M-TL | 35" w x 96" h x 17.72" d |
| Banner 4 | MOD-FRM-04-M-TL | 35" w x 96" h x 17.72" d |
| Banner 5 | MOD-FRM-05-M-TL | 112.58" w x 92.36" h x 31.23" d |
| Banner 6 | MOD-FRM-06-M-TL | 45.74" w x 96" h x 17.72" d |
| Banner 7 | MOD-FRM-07-M-TL | 90.78" w x 92" h x 17.72" d |
| Banner 8 | MOD-FRM-08-M-TL | 46.7" w x 92" h x 17.72" d |
| Banner 9 | MOD-FRM-09-M-TL | 66.74" w x 96" h x 17.72" d |
| Banner 10 | MOD-FRM-10-M-TL | 32.74" w x 96" h x 17.72" d |
| Banner 11 | MOD-FRM-11-M-TL | 43.74" w x 92" h x 17.72" d |
| Banner 12 | MOD-FRM-12-M-TL | 96.34" w x 48.39" h x 17.72" d |
| Banner 13 | MOD-FRM-13-M-TL | 48.74" w x 96" h x 17.72" d |
| Banner 14 | MOD-FRM-14-M-TL | 96.7" w x 96" h x 17.7" d |



FABRIC

light boxes

Merchandise with Ease!



Base Kit 05, shown in white



MODify'd with Shelves, Waterfall & Nesting Tables

KIT 05

SINGLE SIDED MERCHANDISE DISPLAY
MFY-SS-K-05-W/B/S | 74"W x 96"H x 19"D

Base Kit includes:

- one 35"W x 96"H slatwall panel
- one 35"W x 93"H SEG push-fit fabric graphic
- non-rolling base
- all elements in kit are the same color, your choice of all white, black, or silver

Kit Color Options



easy-to-apply graphics

OPTIONAL
ACCESSORIES:




Slatwall Hooks



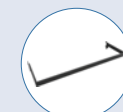
Waterfalls




Towel Bar



Faceout for Towel Bar



U Bar



Shelves

MODify™ Single Sided



Base Kit 04, shown in white



MODify'd with Shelves & Waterfalls

KIT 04
SINGLE SIDED MERCHANDISE DISPLAY
WITH THREE SLATWALL PANELS
MFY-SS-K-04-W/B/S | 110"W x 96"H x 19"D

Base Kit includes:

- three single sided 35"W x 96"H slatwall panels
- three 35"W x 11"H SEG push-fit graphic headers
- non-rolling base
- all elements in kit are the same color, your choice of all white, black, or silver

Kit Color Options



easy-to-apply graphics

OPTIONAL ACCESSORIES:



Slatwall Hooks



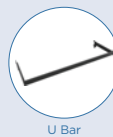
Waterfalls




Towel Bar



Faceout for Towel Bar



U Bar



Shelves

BLAZE

SEG Light Boxes



Introducing BLAZE™.

The word says it all! Blaze SEG Light Boxes are the ultimate in vibrancy, quality and durability. Blaze Light Boxes add life, color and illumination to corporate interiors, retail stores and restaurants, and they make brands come to life at events and tradeshows.

What's so great about BLAZE™?

No shadowing

Unlike most other Light Boxes, BLAZE has **full perimeter lights**, virtually eliminating shadowing!

Simple assembly

Associate level install.

Longevity

5 year lighting warranty
& lifetime frame warranty.

Quick ship

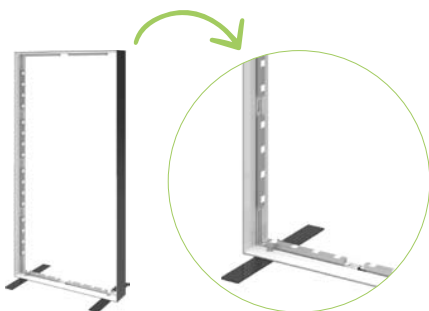
3 days or less!

Highlighting Blaze

Blaze SEG Light Boxes are designed to help you attract, captivate and impress. Whether the graphics are feature artwork, or promote products and brands, Blaze SEG Light Boxes will bring to life through frame, lights and fabric.

Frame

- wall: 4" depth
- freestanding & hanging: 6" depth
- your choice of White, Black or Silver
- lifetime frame warranty
- UL Certified
- ADA compliant sizing, approved for public spaces
- engineering stamps for Hanging Blaze available upon request
- made in North America



Superior Lights

- light bars feature an **internal power supply**, which means no separate power supplies within the frame.
- perimeter lights are pre-attached to the frame
- UL Certified
- long life span—43,800 hours for 5 years if powered 24/7
- 5 year LED warranty

Vibrant SEG Graphics

- your choice of materials: Backlit Textile (dye-sublimation printed) or Intensity (UV/LED printed)
- Backlit Textile is a tightly woven fabric that is slightly stretchy, foldable and washable; it is best for multiple uses.
- Intensity is a material that has a smooth, coated finish. The double-strike process creates vibrant backlit graphics.
- graphics printed & finished with state-of-the-art equipment
- superior color vibrancy, quality and fit



MODify™ with graphics, accessories & furniture!



Base Kit 03,
shown in black



MODify'd with Shelves, Waterfalls
& Nesting Tables

KIT 03

SINGLE SIDED MERCHANDISE DISPLAY WITH
TWO SLATWALL PANELS

MFY-SS-K-03-W/B/S | 110"W x 96"H x 19"D

Base Kit includes:

- left & right 35"W x 96"H slatwall panels
- center SEG push-fit fabric graphic panel 35"W x 96"H
- non-rolling base
- all elements in kit are the same color, your choice of all white, black, or silver

Kit Color Options



easy-to-apply graphics

OPTIONAL ACCESSORIES:



Slatwall Hooks



Waterfalls




Towel Bar



Faceout for
Towel Bar



U Bar



Shelves

MODify™ Single Sided



Base Kit 01, shown in white

Base Kit includes 3 Shelves

KIT 01

SINGLE SIDED MERCHANDISE DISPLAY
MFY-SS-K-01-W/B/S | 37.5"W x 72"H x 20.5"D

Base Kit includes:

- four 36"W x 12"D steel shelves
- two 35"W x 69"H single sided SEG push-fit fabric graphics, one front/one back
- drop-in base
- all elements in kit are the same color, your choice of all white, black, or silver

Kit Color Options



easy-to-apply graphics

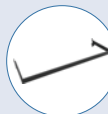
OPTIONAL ACCESSORIES:



Towel Bar



Faceout for Towel Bar



U Bar



Base Kit 02, shown in silver

MODify'd with Slatwall hooks

KIT 02

SINGLE SIDED MERCHANDISE DISPLAY
WITH SLATWALL
MFY-SS-K-02-W/B/S | 37.5"W x 72"H x 20.5"D

Base Kit includes:

- 35"W x 72"H slatwall
- 35"W x 11"H SEG push-fit fabric graphic header
- drop-in base
- all elements in kit are the same color, your choice of all white, black, or silver


OPTIONAL ACCESSORIES:



Slatwall Hooks



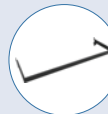
Waterfalls




Towel Bar



Faceout for Towel Bar



U Bar




Shelves

BLAZE™ Freestanding Light Boxes



Shown in black

Versatile for interiors,
retail and events



frame



lights



fabric

Easy graphic changeout

Details

- 6" light boxes feature a sleek, aluminum frame, available in white, black or silver
- perimeter LED light bars are pre-attached to the frame
- light bars feature an internal power supply, which means no separate power supplies within the frame
- simple assembly
- UL Certified & ADA compliant feet, 3/16"h, approved for public spaces
- 5 year LED warranty on lights; long life span - 43,800 hours for 5 years if powered 24/7
- lifetime warranty on frame
- comes in heavy duty box; hard-shell case is optional

Size Options

| name | code | assembled dimensions |
|------------|----------------|-------------------------------|
| Blaze 0306 | BLZ-0306-S/B/W | ⓐ, 36" w x 72" h x 21.65" d |
| Blaze 0308 | BLZ-0308-S/B/W | ⓐ, 36" w x 96" h x 21.65" d |
| Blaze 0406 | BLZ-0406-S/B/W | ⓐ, 48" w x 72" h x 21.65" d |
| Blaze 0408 | BLZ-0408-S/B/W | ⓐ, 48" w x 96" h x 21.65" d |
| Blaze 0808 | BLZ-0808-S/B/W | ⓐ, 96" w x 96" h x 21.65" d |
| Blaze 1008 | BLZ-1008-S/B/W | ⓐ, 120" w x 96" h x 21.65" d |
| Blaze 1010 | BLZ-1010-S/B/W | ⓐ, 120" w x 120" h x 21.65" d |
| Blaze 2010 | BLZ-2010-S/B/W | ⓐ, 240" w x 120" h x 21.65" d |
| Blaze 3010 | BLZ-3010-S/B/W | ⓐ, 360" w x 120" h x 21.65" d |


Frame Color Options



white

black

silver



It's as Easy as 1, 2, 3...



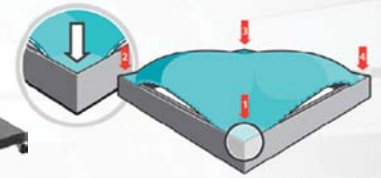
01 *pick* your Base

Choose the kit you like & imagine the branding and messaging you can incorporate on the graphics! Choose from three color finishes for the kit - white, black or silver.



02 *design* your Graphics

The SEG push-fit fabric graphics allow you to incorporate any fabric color, texture (even woodgrain!) pattern, message or brand. Easily change for different messages and for the change of seasons!



MODify!
rinse. wash. repeat.

New season, new brand, new look? Print new graphics and add different accessories to support your merchandising needs.



03 *accessorize*

Accessorize with shelves, hang bars, slatwall hooks, faceouts, waterfalls, towel bars and more. Mix and match and maximize value.



04 *merchandise*

Decorate with merchandise and start to sell!

Made in North America

It's Nice to Have Options!

MODify™ enables you to look different and stand out from the rest, while providing lifetime value and immense flexibility.

Graphics
Vibrant, SEG push-fit fabric graphics offer the flexibility to incorporate any color, pattern, brand or message.




Easy fabric graphic install & changeout!

Colors
Frames are offered in your choice of color.




Accessories
Shelves, waterfall and faceouts can be mixed and matched.

BLAZE™ Wall Mounted Light Boxes



frame



lights



fabric

Long-lasting investment!

Details

- 4" light boxes feature a sleek, aluminum frame, available in white, black or silver
- perimeter LED light bars are pre-attached to the frame
- light bars feature an internal power supply, which means no separate power supplies within the frame
- simple assembly; comes with hanging hardware
- UL Certified & ADA compliant sizing, approved for public spaces
- 5 year LED warranty on lights; long life span - 43,800 hours for 5 years if powered 24/7
- lifetime warranty on frame

Frame Color Options



Size Options

| name | code | assembled dimensions |
|-----------------|--------------------|------------------------|
| Blaze Wall 0603 | BLZ-W-0603-S/B/W-F | 72" w x 36" h x 4" d |
| Blaze Wall 0604 | BLZ-W-0604-S/B/W-F | 72" w x 48" h x 4" d |
| Blaze Wall 0606 | BLZ-W-0606-S/B/W-F | 72" w x 72" h x 4" d |
| Blaze Wall 0803 | BLZ-W-0803-S/B/W-F | 96" w x 36" h x 4" d |
| Blaze Wall 0804 | BLZ-W-0804-S/B/W-F | 96" w x 48" h x 4" d |
| Blaze Wall 0806 | BLZ-W-0806-S/B/W-F | 96" w x 72" h x 4" d |
| Blaze Wall 0808 | BLZ-W-0808-S/B/W-F | 96" w x 96" h x 4" d |
| Blaze Wall 1008 | BLZ-W-1008-S/B/W-F | 120" w x 96" h x 4" d |
| Blaze Wall 1010 | BLZ-W-1010-S/B/W-F | 120" w x 120" h x 4" d |
| Blaze Wall 2008 | BLZ-W-2008-S/B/W-F | 240" w x 96" h x 4" d |
| Blaze Wall 2010 | BLZ-W-2010-S/B/W-F | 240" w x 120" h x 4" d |
| Blaze Wall 3008 | BLZ-W-3008-S/B/W-F | 360" w x 96" h x 4" d |
| Blaze Wall 3010 | BLZ-W-3010-S/B/W-F | 360" w x 120" h x 4" d |



What's so *great* about MODify™?

ULTIMATE *flexibility.*

*Silicone Edge
Graphics (SEG)*

Unlike any other Retail Merchandising System in the marketplace, MODify incorporates **SEG push-fit fabric graphics**, enabling you to design and replace graphics improving the longevity and value of your structure.

Quick ship

7 days or less for most fixtures!

Easy to modify

with graphics and accessories.

Simple assembly

Associate level install.





MODify

Retail Merchandising System

Welcome to **MODify™**.

The MODify™ collection of retail displays is a one-of-a-kind system that incorporates SEG push-fit fabric graphics, which enable you to brand, promote and merchandise with ease! The premise of MODify is to do just that...modify with graphics, accessories and furniture.

BLAZE™ Hanging Light Boxes



Details

- 6" light boxes feature a sleek, aluminum frame available in white, black or silver
- perimeter LED light bars are pre-attached to the frame
- light bars feature an internal power supply, which means no separate power supplies within the frame
- simple assembly; comes with hanging cables
- UL Certified & ADA compliant sizing, approved for public spaces
- 5 year LED warranty on lights; long life span - 43,800 hours for 5 years if powered 24/7
- lifetime warranty on frame

Frame Color Options



Size Options

| name | code | assembled dimensions |
|--------------------|------------|---------------------------|
| Blaze Hanging 0603 | BLZ-H-0603 | Ⓢ, 72" w x 36" h x 6" d |
| Blaze Hanging 0604 | BLZ-H-0604 | Ⓢ, 72" w x 48" h x 6" d |
| Blaze Hanging 0606 | BLZ-H-0606 | Ⓢ, 72" w x 72" h x 6" d |
| Blaze Hanging 0803 | BLZ-H-0803 | Ⓢ, 96" w x 36" h x 6" d |
| Blaze Hanging 0804 | BLZ-H-0804 | Ⓢ, 96" w x 48" h x 6" d |
| Blaze Hanging 0806 | BLZ-H-0806 | Ⓢ, 96" w x 72" h x 6" d |
| Blaze Hanging 0808 | BLZ-H-0808 | Ⓢ, 96" w x 96" h x 6" d |
| Blaze Hanging 1008 | BLZ-H-1008 | Ⓢ, 120" w x 96" h x 6" d |
| Blaze Hanging 1010 | BLZ-H-1010 | Ⓢ, 120" w x 120" h x 6" d |
| Blaze Hanging 2008 | BLZ-H-2008 | Ⓢ, 240" w x 96" h x 6" d |
| Blaze Hanging 2010 | BLZ-W-2010 | Ⓢ, 240" w x 120" h x 6" d |
| Blaze Hanging 3008 | BLZ-W-3008 | Ⓢ, 360" w x 96" h x 6" d |
| Blaze Hanging 3010 | BLZ-W-3010 | Ⓢ, 360" w x 120" h x 6" d |

Illuminating & Striking

VECTOR FRAME™ MASTER LIGHT BOXES & BANNERS

Details

- banners feature 2" aluminum extrusion frames and push-fit silicone-edge fabric graphics
- light boxes feature 4" aluminum extrusion frames with new & improved LED edge lighting & push-fit INTENSITY backlit fabric graphics
- single and double-sided graphics offered
- come in OCE, OCS, OCH or OCL hard shipping cases

Size Options

| name | code | graphic width | graphic height | assembled dimensions |
|--------------|-----------------------|---------------|----------------|-----------------------------------|
| Rectangle 01 | VF-R-01 VF-LB-R-01 | 35.31" | 47.125" | Ⓢ 36.3" w x 47.49" h x 19.69" d |
| Rectangle 02 | VF-R-02 VF-LB-R-02 | 35.31" | 70.75" | Ⓢ 36.3" w x 71.12" h x 19.69" d |
| Rectangle 03 | VF-R-03 VF-LB-R-03 | 47.125" | 70.75" | Ⓢ 48.11" w x 71.12" h x 19.69" d |
| Rectangle 04 | VF-R-04 VF-LB-R-04 | 47.125" | 94.375" | Ⓢ 48.11" w x 94.74" h x 19.69" d |
| Rectangle 05 | VF-R-05 VF-LB-R-05 | 118" | 94.375" | Ⓢ 118.98" w x 94.74" h x 19.69" d |
| Rectangle 06 | VF-R-06 VF-LB-R-06 | 35.68" | 94.38" | Ⓢ 35.7" w x 94.74" h x 19.69" d |
| Rectangle 07 | VF-R-07 VF-LB-R-07 | 236.13" | 94.38" | Ⓢ 236.5" w x 94.74" h x 19.69" d |
| Rectangle 08 | VF-R-08 VF-LB-R-08 | 355.19" | 94.38" | Ⓢ 355.19" w x 94.74" h x 19.69" d |
| Square 01 | VF-S-01 VF-LB-S-01 | 35.31" | 35.31" | Ⓢ 36.3" w x 35.68" h x 19.69" d |
| Square 02 | VF-S-02 VF-LB-S-02 | 47.125" | 47.125" | Ⓢ 48.11" w x 47.49" h x 19.69" d |
| Square 03 | VF-S-03 VF-LB-S-03 | 70.75" | 70.75" | Ⓢ 71.73" w x 71.12" h x 19.69" d |
| Square 04 | VF-S-04 VF-LB-S-04 | 94.375" | 94.375" | Ⓢ 95.35" w x 94.74" h x 19.69" d |



CURVED BANNERS



Use as a
concave or
convex shape!



01 Curved Rectangle
VF-CR-01
39.33" w x 94.74" h x 19.69" d



02 Curved Rectangle
VF-CR-02
56.75" w x 94.74" h x 19.49" d



03 Curved Rectangle
VF-CR-03
67.99" w x 94.74" h x 18.75" d



Eye-catching Light Boxes

VECTOR FRAME™ ESSENTIAL LIGHT BOXES

These sophisticated light boxes have superior aesthetic and assembly qualities and require no tools for assembly! Simply slide each frame piece together, apply the push-fit fabric graphics and plug in. LED lighting comes pre-attached to the frame and swivel lock feet give added stability. These displays are ideal for retail, interior and event environments.




frame easily assembles



lights come pre-attached to the frame



easy-to-apply push-fit graphics



SQUARE 01

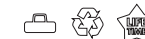
Details

- light boxes feature sleek, scratch-resistant white aluminum frames with swivel feet
- LED light strips are pre-attached to the top and bottom of the frame
- includes choice of single or double-sided push-fit INTENSITY backlit fabric graphic
- includes 6' power cord
- comes with reusable cardboard box with handle
- easy to assemble

*perfect for retail stores, airports,
restaurants and more!*

Size Options

| name | code | graphic width | graphic height | assembled dimensions |
|--------------|----------------|---------------|----------------|--------------------------------|
| Rectangle 01 | VF-ESS-LB-R-01 | 33.88" | 71.88" | Ⓢ 36" w x 72.75" h x 15.75" d |
| Rectangle 02 | VF-ESS-LB-R-02 | 35.88" | 95.88" | Ⓢ 36" w x 96.75" h x 15.75" d |
| Rectangle 03 | VF-ESS-LB-R-03 | 47.88" | 71.88" | Ⓢ 48" w x 72.75" h x 15.75" d |
| Rectangle 04 | VF-ESS-LB-R-04 | 47.88" | 95.88" | Ⓢ 48" w x 96.75" h x 15.75" d |
| Square 01 | VF-ESS-LB-S-01 | 95.88" | 95.88" | Ⓢ 96" w x 96.75" h x 15.75" d |
| Rectangle 05 | VF-ESS-LB-R-05 | 119.88" | 95.88" | Ⓢ 120" w x 96.75" h x 15.75" d |
| Rectangle 06 | VF-ESS-LB-R-06 | 244.13" | 100.5" | Ⓢ 240.5" w x 97" h x 15.75" d |



Vector Frame™ | Essential Light Boxes

Slim & Seamless

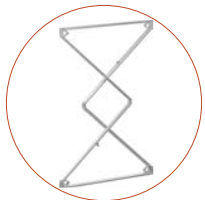
VECTOR FAST FRAME™ BANNERS

Details

- collapsible, slim silver SEG frame
- assembles in seconds
- seamless and easy to change SEG push-fit graphics
- Front and back graphics available
- Two graphic material options available
- Highly portable and breaks down easily
- Includes carry bag
- One year limited warranty against manufacturer defects

Size Options

| name | code | graphic width | graphic height | assembled dimensions |
|-----------|----------|---------------|----------------|---|
| Banner 01 | VFF-01-F | 39.19" | 94.31" | Ⓢ interior: 39.37" w x 94.5" h x 15.75" d |
| Banner 02 | VFF-02-F | 47.13" | 94.31" | Ⓢ interior: 47.24" w x 94.5" h x 15.75" d |



assembles in seconds!



highly portable and breaks down easily into carry bag

innovative & collapsible
SEG frame system



Cases

LARGE DISPLAY CASES



OCH

- roto-molded case for exhibits, graphics & accessories
- secure reinforced straps help to ensure case will remain closed during transport
- strong yet lightweight

OCH2

- heavy-duty shipping and storage case
- ideal for Linear hybrid displays
- secure reinforced straps help to ensure case will remain closed during transport
- wheels and handles recessed

| name | code | weight | assembled dimensions |
|----------------------|------|---------|---|
| large display case | OCH | 22 lbs. | Ⓢ interior: 23.25" w x 7.63" h x 46.5" d exterior: 26" w x 12" h x 50" d |
| large display case 2 | OCH2 | 30 lbs. | Ⓢ interior: 24.13" w x 12.25" h x 47.25" d exterior: 29" w x 15" h x 52" d |

FREIGHT CASES



OCFM



OCF2



OCF

OCFM

- interlocking surface to enable two cases to be transported together
- maximum case depth = 8" allowing up to 8 flat panels per case
- can ship UPS/FedEx or Freight

OCF

- offers the same features and benefits of the OCT in a rectangular shape

OCF2

- molded stackable shipping crate 18" deep
- heavy-duty roller bearing recessed in bridge of case
- holds 18 layers of flat panels in horizontal direction

| name | code | weight | assembled dimensions |
|--------------|------|---------|--|
| freight case | OCFM | 35 lbs. | Ⓢ interior: 35.75" w x 9.75" h x 47.25" d exterior: 38" w x 15" h x 49" d |
| freight case | OCF | 55 lbs. | Ⓢ interior: 48" w x 19.75" h x 35.5" d exterior: 51" w x 24" h x 39" d |
| freight case | OCF2 | 70 lbs. | Ⓢ interior: 48" w x 18" h x 48" d exterior: 51" w x 23" h x 51" d |

ORBITAL CURVED TRUSS CASE



- designed to handle national & international exhibit freight shipments
- offers maximum protection for your exhibit materials

| name | code | weight | assembled dimensions |
|---------------------------|------|----------|---|
| orbital curved truss case | OCT | 138 lbs. | Ⓢ interior: 43.5" w x 33" h x 47.25" d exterior: 48" w x 42" h x 51" d |

Cases

STANDARD WHEELED DISPLAY CASE



Optional counter top for OCE-2 & OCX are available in four color options

silver black mahogany natural

- premium latches for maximum strength
- optional wood counter top can be added in your choice of silver, black, mahogany or natural

| name | code | weight | assembled dimensions |
|-------------------------------|------|---------|---|
| standard wheeled display case | OCX | 32 lbs. | Ⓜ interior: 23.5" w x 35.75" h x 13.07" d Ⓜ exterior: 26.73" w x 39.49" h x 17.05" d |

HOPUP-MEDIUM WHEELED CASE



- ideal for Hopup backwall displays (fits up to 4x3 hopup)
- built-in handle and wheels for easy transport

| name | code | weight | assembled dimensions |
|---------------------------|--------|---------|---|
| hopup/medium wheeled case | OC-HOP | 17 lbs. | Ⓜ interior: 13.5" w x 35.5" h x 13.5" d Ⓜ exterior: 15.5" w x 35.69" h x 17" d |

TROLLEY ROLLER



- lightweight trolley for Hopup™ and Embrace™ displays
- collapsible, plastic and easy to transport

| name | code | weight | assembled dimensions |
|----------------|---------|-------------------|---|
| trolley roller | TROLLEY | holds 55 lbs. max | Ⓜ 9.25" w x 20" h - 46.63" h x 12.75" d |

Light it up!

VECTOR FAST FRAME™ LIGHT BOX

Details

- collapsible, slim light box banner
- magnetized sides allow you to connect banners side by side
- assembles in seconds
- seamless and easy to change SEG push-fit graphics
- silver frame
- front and back graphics available
- two backlit graphic material options available
- highly portable and breaks down easy
- includes carry bag
- five year LED light warranty
- one year limited warranty against manufacturer defects

Size Options

| name | code | graphic width | graphic height | assembled dimensions |
|--------------|-------------|---------------|----------------|--------------------------------|
| Light Box 01 | VFF-LB-01-F | 39.19" | 78.56" | Ⓜ 39.4" w x 79.5" h x 15.75" d |



magnetized sides allow you to connect banners side by side

VECTOR FAST FRAME™ BACKLIT COUNTER

Details

- collapsible light box counter with lights pre-attached to the frame
- comes with pre-attached black countertop
- assembles in minutes
- seamless and easy to change SEG push-fit graphics
- front and back graphics available
- two backlit graphic material options
- highly portable and breaks down easy
- includes rolling carry bag
- five year LED light warranty
- one year limited warranty against manufacturer defects

| name | code | graphic width | graphic height | assembled dimensions |
|-----------------|-----------|---------------|----------------|------------------------------|
| Backlit Counter | VFF-CT-BL | 39.25" | 39.25" | Ⓜ 39.37" w x 40" h x 15.7" d |





HANGING BANNERS

indoor and outdoor

Cases

It's critical to protect your tradeshow exhibit investment with a quality constructed transit and shipping case. An extensive selection of exhibit and display cases and crates to choose from that are all made in North America and are designed to house specific lines of exhibits and displays for maximum portability and protection during shipping.

LIGHTING & ACCESSORY CASE



- ideal for lights and accessories
- secure straps help to ensure case will remain closed during transport

| name | code | weight | assembled dimensions |
|---------------------------|-------|--------|---|
| lighting & accessory case | OCA-2 | 8 lbs. | interior: 32.81" w x 4.13" h x 13.75" d exterior: 34" w x 7" h x 15" d |

BANNER STAND CASE



- this expandable shipping case fits up to three swivel-foot banner stands with bags or one premium stand with bag
- also used for Formulate® Lite displays
- case fits all banners less than 47.5" wide

| name | code | weight | assembled dimensions |
|-------------------|-------|--------|---|
| banner stand case | OCB-2 | 9 lbs. | interior: 13.5" w x 30.29" h - 45.14" h x 5" d exterior: 18.12" w x 34.49" h - 54.24" h x 7.4" d |

SMALL & LARGE GRAPHIC CASES



- premium latches for maximum strength
- built in wheels and easy-to-grip molded handle

| name | code | weight | assembled dimensions |
|--------------------|------|---------|---|
| small graphic case | OCS | 18 lbs. | interior: 14" w x 39.81" h x 13.25" d exterior: 18" w x 42.25" h x 16.5" d |
| large graphic case | OCL | 20 lbs. | interior: 14" w x 51.5" h x 13.25" d exterior: 18" w x 55.13" h x 16.5" d |

EXPANDABLE CASE



- the perfect expandable protective case for all Formulate® exhibit kits, hanging structures and more
- convenient lock guides for easier closure
- to use as a counter, simply separate the top and bottom and add the optional wood counter top, available in your choice of silver, black, mahogany or natural

| name | code | weight | assembled dimensions |
|-----------------|-------|---------|--|
| expandable case | OCE-2 | 36 lbs. | interior: 14" w x 40.75" h - 65" h x 13.375" d exterior: 16.75" w x 41.25" h - 65.5" h x 16.75" d |



Lighting



ZOOM TENT LIGHT KIT



- compatible with Zoom Economy and Standard 10' & 20' Tents
- lights attach to Economy frames using magnets and Standard frames using hook & loop
- connect all lights together and plug into a single portable battery pack

| name | code |
|---------------------|---------------|
| zoom tent light kit | ZM-TNT-LED-01 |



UNIVERSAL LIGHT CLAMP KIT

- comes standard with the Lumina 1, 3, 4, 5, 6, 8 and allows our lights to fit a majority of banners, truss & panel kits
- UNI-LT-CLP50 comes only with bracket

| name | code |
|---------------------------|------------------------------|
| universal light clamp kit | UNI-LT-CLP20 UNI-LT-CLP50 |



SPT CASE

- EVA semi-rigid lighting case
- foam-lined padded compartments
- holds two Lumina 200 lights & power supply

| name | code |
|----------|----------|
| spt case | SPT-CASE |



LED FLOOD LIGHT

- 85-265 voltage, 42 watt LED Flood light (equivalent to 400 watt halogen)
- projects cool WHITE light
- angles to 120°
- UL approved

| name | code | assembled dimensions |
|-----------------|-----------|-------------------------------|
| LED flood light | LED-FLOOD | Ⓜ, 7.4" w x 9.44" h x 5.11" d |



MINI LED FLOOD LIGHT

- 10 watt LED Flood light
- projects cool WHITE or RGB spectrum light
- remote control provided with RGB version
- angles to 120°
- UL approved

| name | code | assembled dimensions |
|----------------------|--------------------------------------|--------------------------------|
| mini LED flood light | LED-10W-FLOOD-RGB LED-10W-FLOOD-W | Ⓜ, 4.49" w x 3.39" h x 3.98" d |

use to illuminate fabric counters, funnels and columns



WARM WHITE

Features a warm white LED light output; good for light-colored and neutral graphic prints. 3,000K



COOL WHITE

Features a cool LED light output; good for darker graphic prints. 6,000K



RGB

Features multi-pattern flashing RGB LED light output; RGB spectrum cannot be controlled.

COLOR BLAST ACCENT LIGHTS

- 85-265 voltage, 13 watt LED blast light
- projects your choice of warm or cool WHITE, and a RGB spectrum flashing pattern
- 7" round x 7" h (when faceplate is flush with base and not angled)
- angles to 60°
- UL approved

| name | code |
|---------------------------|--|
| color blast accent lights | LED-WRM-WHT-BLAST LED-COOL-WHT-BLAST LED-RGB-BLAST |

Captivating & Durable

Hanging banners are ideal for promoting events, advertising or branding in any indoor or outdoor environment. Banners are available in custom sizes ranging from minimum 2' wide/high to maximum 10' wide/high. Choose from several finishing options described below.

indoor banners



13 OZ. VINYL SINGLE-SIDED

Durable and lightweight

outdoor banners



8 OZ. MESH VINYL SINGLE-SIDED

Banners allow wind to stream through for durability.



FABRIC SINGLE-SIDED

Choice of Display Poly or Oxford fabric



13 OZ. SCRIM VINYL SINGLE-SIDED & 18 OZ. SCRIM VINYL SINGLE & DOUBLE-SIDED

Durable and weather-resistant, scrim hanging banners are ideal for long-term outdoor use.

Offered in a wide selection of sizes, materials and styles to fit your advertising needs!



6.5 OZ. OUTDOOR CANVAS SINGLE-SIDED

Water and UV resistant

INDOOR FINISHING STYLES



no finishing (vinyl)



hem only (fabric)



hem & #3 grommet



rope & #3 grommet



3" pole pocket

OUTDOOR FINISHING STYLES



no finishing (scrim)



hem only (canvas)



hem & #3 grommet



rope & #3 grommet



3" pole pocket





OUTDOOR

displays

Slimline LED Lighting



LED FLOOD

- low voltage 12 watt spotlight
- 17.16" long from end to end
- mounts to dovetails and extrusion channel
- comes in set of 2
- available in black only

| name | code |
|-----------|----------------|
| LED flood | LUM-LED4-ORL-B |



LED SPOT

- low voltage 5 watt slender spotlight
- 17.18" long from end to end
- mounts to banner stands
- available in black only

| name | code |
|----------|----------------|
| LED spot | LUM-LED3-ORL-B |



LED STRIP

- low voltage 12 watt
- 16.3" long from end to end
- mounts to dovetails and extrusion channel
- comes in set of 2
- available in black only

| name | code |
|-----------|----------------|
| LED strip | LUM-LED5-ORL-B |



LED EXHIBITION

- low voltage 12 watt spotlight
- 17.13" long from end to end
- mounts to extrusion channels
- comes in set of 2
- available in black only

| name | code |
|----------------|----------------|
| LED exhibition | LUM-LED6-ORL-B |



LUMINA 200 LED

- LED Lumina 200 floodlight
- uses multi cups chip on board (MCOB) light technology and features a slim profile
- LED rated for 20,000 continuous hours
- 19" long from end to end
- available in black or silver

| name | code |
|----------------|------------------|
| lumina 200 LED | LUM-LED2-ORL-B/S |



LED ECO

- economy LED floodlight
- uses multi cups chip on board (MCOB) light technology and features a slim profile
- LED rated for 20,000 hours
- 12 watt
- 2.5 meter from transformer to light; 1.3 meter from outlet to transformer
- UL approved

| name | code |
|---------|--|
| LED eco | LUM-LED7-ORL-B (set of 2) LUM-LED7-ORL-B-EXT (single) |



LED LIGHT BATTERY PACK

- 8.5" h x 3" h x 2.5" d
- rechargeable battery pack provides electricity for hours
- compatible with quick charge 3.0 USB port, two 2.4 USB ports and U.S. & European AC
- comes in sturdy carry box

| name | code |
|------------------------|----------------|
| LED light battery pack | BATTERY-PACK-1 |



Literature Racks & Accessories



ZEDUP 1

- 6 pocket rack
- can be stored or shipped loaded with literature
- comes in black or silver

| name | code | assembled dimensions |
|---------|------------------|----------------------------------|
| zedup 1 | ZD-1-B ZD-1-S | Ⓜ, 10.88" w x 60.5" h x 14.38" d |



QUANTUM SINGLE-SIDED

- 4 pocket rack
- collapsible
- constructed from plastic for light weight

| name | code | assembled dimensions |
|----------------------|---------|-------------------------------|
| quantum single-sided | QNTM-SS | Ⓜ, 11.25" w x 54.5" h x 15" d |



ZEDUP LITE

- 6 pocket rack
- collapsible
- lightweight version of the ZedUp
- constructed from aluminum & plastic for reduced weight

| name | code | assembled dimensions |
|------------|---------|--------------------------------|
| zedup lite | ZD-LITE | Ⓜ, 14.63" w x 59" h x 11.13" d |



OASIS

- highly portable
- three arm collapsible bag dispenser
- shiny silver finish

| name | code |
|-------|-------|
| oasis | OASIS |



CLOTHING DISPLAY RACK NEW

- collapsible arms and feet, steel pole
- each arm holds 10 lbs
- tripod base provides stability
- height is adjustable from 48" h to 55" h
- easy to assemble with no tools
- 90 day warranty against manufacturer defects

| name | code |
|-----------------------|------------|
| clothing display rack | SMDR-ST-01 |



STEP STOOL

- sturdy EZ FOLDZ step stool
- 300 lb capacity
- folds flat for storage & transport
- blue only

| name | code |
|------------|-----------------|
| step stool | STEP-STOOL-BLUE |

Promote & Capture Attention

Outdoor events such as festivals, street fairs, arts and craft shows and sporting events are perfect opportunities for promotional tents and signage to clearly display your company name, brand and message to attract visitors and buyers. Choose from off-the-shelf tents and related accessories, flags and portable billboards to make your event a success.



Attract and engage visitors at any outdoor event!



Zoom™ Popup Tents



10' ECONOMY (STEEL)

- black powder-coated economy frame with square leg
- opens to a base size of 9.8' x 9.8'
- hardware only kit includes frame, stakes, guy lines and rolling carry bag
- canopy kits include canopy (standard colors or custom printed), hardware frame, stakes, guy lines and rolling carry bag

| name | code |
|---------------------|-----------------------------------|
| Hardware only kit | TNT-E-3X3-SQ-3 |
| Kit with canopy | TNT-E-3X3-SQ-2-G |
| Stock canopy only | ZM-TNT-3MX3M-CAN-(COLOR) |
| Printed canopy only | TNT-3X3-CAN-G |
| Full wall kit | TNT-3X3-FWL-G - sold separately |
| Half wall kit | TNT-3X3-HLF-W-G - sold separately |



10' STANDARD (ALUMINUM)

- rust-resistant silver aluminum frame with hex leg
- opens to a base size of 9.8' x 9.8'
- hardware only kit includes frame, stakes, guy lines and rolling carry bag
- canopy kits include canopy (standard colors or custom printed), hardware frame, stakes, guy lines and rolling carry bag

| name | code |
|---------------------|-----------------------------------|
| Hardware only kit | TNT-S-3X3-HEX-FRM |
| Kit with canopy | TNT-S-3X3-HEX-G |
| Stock canopy only | ZM-TNT-3MX3M-CAN-(COLOR) |
| Printed canopy only | TNT-3X3-CAN-G |
| Full wall kit | TNT-3X3-FWL-G - sold separately |
| Half wall kit | TNT-3X3-HLF-W-G - sold separately |

Canopies, half and full walls are water-resistant!



all 10' & 20' tents available fully printed & with stock canopy tops and walls



Zoom™ Light Kit attaches to 5', 10' & 20' Economy tents with magnets and Standard tents with hook & loop - see p. 174 for more details



10' & 20'w tents come in roller bag

Sign Stands

OBSERVE PRO



- lightweight, snap-together info center with 12" dia. base
- stylish curved header & adjustable brochure holder
- accepts 8.5" w x 11" h literature & graphic

| name | code | assembled dimensions |
|-------------|------------|----------------------|
| observe pro | OBS-LP-SYS | ⓐ, 12" w x 48" h |

OBSERVE DELUXE



- stylish double-sided curved design
- holds two 24" w x 36" h bubble graphics
- recommended printing material: .040"-.125"
- elegant brushed silver
- sturdy steel base with removable and adjustable brochure pockets

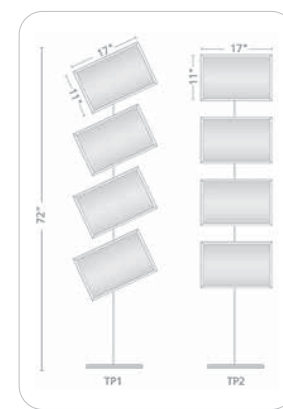
| name | code | assembled dimensions |
|----------------|---------|---------------------------------|
| observe deluxe | OBS-DLX | ⓐ, 17.17" w x 74.5" h x 23.5" d |

WEDGE



- combine multiple units for longer and taller displays
- graphic size is variable
- black only
- graphics not included

| name | code | assembled dimensions |
|-------|---------|----------------------------------|
| wedge | WED-1-B | ⓐ, 11.88" w x 3.25" h x 15.25" d |



TRAPPA POST



- choice of silver or black snap frames, large or small, landscape, portrait or diagonal
- front loading graphic mechanism makes graphic changes easy
- includes clear protective lenses
- sturdy aluminum posts and heavy domed steel plate ensure stability



Sign Stands

Easily display a graphic or message with a versatile and easy-to-assemble sign stand. We offer stands that feature adjustable posts, portrait and landscape sign configurations and more.

ADVOCATE



- telescopic post offers variable height from 30.5"-48"
- aluminum sign holder holds 8.5" w x 11" h paper
- frame can be rotated 360 degrees or any desired angle
- chrome finish

| name | code | assembled dimensions |
|---------------------|----------|--------------------------|
| advocate sign stand | ADVOCATE | 11.25" w x 30.5" - 48" h |

SNAPPER STAND



- stylish, easy snap-open 11" w x 17" h frame
- frame can be used in portrait and landscape configurations
- silver aluminum sign holder, post and base

| name | code | assembled dimensions |
|--------------------|-----------|----------------------|
| snapper sign stand | SNP-STAND | 11.25" w x 40" h |

Zoom™ Popup Tents



20' STANDARD (ALUMINUM)

- 20' opens to a base size of 9.8' x 19.6'
- rust-resistant, lightweight aluminum frame is completely self-contained with no loose parts
- hex leg

| name | code |
|---------------------|----------------------------|
| Hardware only kit | TNT-S-3X6-HEX |
| Kit with canopy | TNT-S-3X6-HEX-G |
| Stock canopy only | ZM-TNT-3MX6M-CAN-(COLOR)-3 |
| Printed canopy only | ZM-TNT-3MX6M-CAN-G |
| Full wall kit | TNT-S-3X6-FWL-G |
| Half wall kit | TNT-S-3X6-HWL-K-G |



5' ECONOMY (STEEL)

- opens to a base size of 4.7' x 4.7'
- black powder coated economy steel tent frame is completely self-contained with no loose parts
- square leg
- custom printed canopy is water and UV-resistant
- hardware kit includes frame, stakes, guy lines and rolling carry bag
- canopy kits include custom printed canopy, hardware frame, guy lines and rolling carry bag

| name | code |
|---------------------|-------------------|
| Hardware only kit | TNT-E-15-FRM-SQ-3 |
| Kit with canopy | TNT-E-15-SQ-2-G |
| Printed canopy only | TNT-15-CAN-G |
| Full wall kit | TNT-15-FWL-G |

Accessorize



STOCK HALF & FULL WALLS

- compatible with both Zoom™ Standard and Economy tent frames
- half wall kit includes half wall panel (stock or custom print), half wall pole and two brackets (10' & 20' tents only)
- full wall kits include full wall panel (stock or custom print)
- canvas cannot be printed on; panels are water and UV resistant

four stock colors to choose from!



red - 186C blue - 286C white black



optional flag accessory attaches to any upright pole of any Zoom Popup Tent



Outdoor Tents & Displays



ZOOM™ FLEX TENT



- opens to a size of 8.6' x 8.6'
- comes with fiberglass poles, ground stakes and canopy
- custom printed canopy is mesh fabric
- withstands winds up to 15 mph
- add stackable bases for extra stability
- includes carry bag

| name | code | assembled dimensions |
|-----------|--------------|----------------------------|
| flex tent | ZOOM-FLX-TNT | Ⓢ 103" w x 112" h x 103" d |



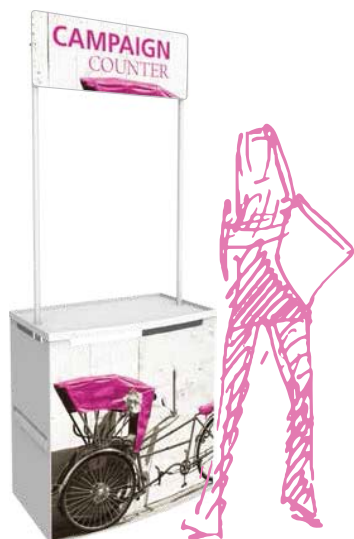
Top view

CAMPAIGN



- hook & loop PVC graphic
- quick assembly
- strong & easy-to-clean plastic parts

| code | assembled dimensions |
|-------|---|
| CP-B3 | Ⓢ counter: 32" w x 34.5" h x 18.5" d entire unit: 32.68" w x 80.71" h x 19.29" d |



Plastic construction makes Campaign easy to clean!

Kiosks



KIOSK 01

KIOSK 02

VECTOR FRAME MONITOR KIOSKS



- single or double-sided graphics available
- can hold your choice of one or two monitors*
- comes in 1 OCH case
- supports 32.55" monitor; max weight = 30 lbs. each

| name | code | assembled dimensions |
|------------------|----------------------------|----------------------------------|
| monitor kiosk 01 | VF-MK-01-SS VF-MK-01-DS | Ⓢ 35.68" w x 94.49" h x 25.59" d |
| monitor kiosk 02 | VF-MK-02-SS VF-MK-02-DS | Ⓢ 47.49" w x 94.49" h x 25.59" d |

*Monitors not included.



TWIST 3 DISPLAY CABINET



- portable, collapsible, illuminated display cabinet
- heavy-duty plastic and 12 plexiglass window panels
- includes three integrated 14" w x 14" d shelves with three overhead lights
- shelves hold max 15 lbs
- optional branded graphic panels (14.56" w x 19.88" h) are offered a la carte
- easily collapses and packs into portable carry bag

| name | code | assembled dimensions |
|---------|---------|----------------------------------|
| twist 3 | TWIST-3 | Ⓢ 16.25" w x 61.38" h x 16.25" d |



TWIST 4 DISPLAY CABINET



- portable, collapsible, illuminated display cabinet
- heavy-duty plastic and 16 plexiglass window panels
- includes four integrated 14" w x 14" d shelves with four overhead lights
- shelves hold max 15 lbs
- optional branded graphic panels (14.56" w x 19.88" h) are offered a la carte
- easily collapses and packs into portable carry bag

| name | code | assembled dimensions |
|---------|---------|----------------------------------|
| twist 4 | TWIST-4 | Ⓢ 16.25" w x 81.25" h x 16.25" d |

Kiosks



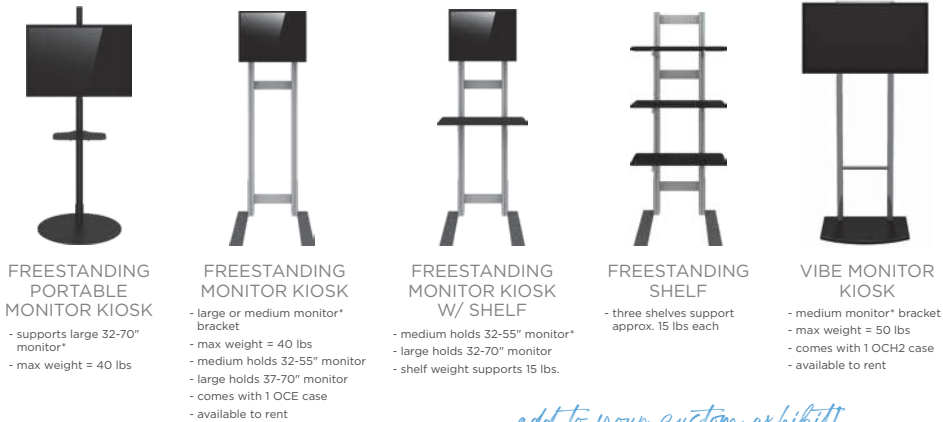
FORMULATE® KIOSKS



- lightweight aluminum tube frames with stretch zipper pillowcase fabric graphic
- supports medium monitor*

| name | code | assembled dimensions |
|----------|---------------|----------------------------------|
| kiosk 01 | FMLT-KIOSK-01 | Ⓐ 31.7" w x 94.84" h x 41.68" d |
| kiosk 02 | FMLT-KIOSK-02 | Ⓐ 64.5" w x 96" h x 37.7" d |
| kiosk 03 | FMLT-KIOSK-03 | Ⓐ 55.12" w x 95.93" h x 38.48" d |
| kiosk 04 | FMLT-KIOSK-04 | Ⓐ 42.13" w x 96" h x 25.59" d |

*Monitors not included.



FREESTANDING PORTABLE MONITOR KIOSK

- supports large 32-70" monitor*
- max weight = 40 lbs

FREESTANDING MONITOR KIOSK

- large or medium monitor* bracket
- max weight = 40 lbs
- medium holds 32-55" monitor
- large holds 37-70" monitor
- comes with 1 OCE case
- available to rent

FREESTANDING MONITOR KIOSK W/ SHELF

- medium holds 32-55" monitor*
- large holds 32-70" monitor
- shelf weight supports 15 lbs.

FREESTANDING SHELF

- three shelves support approx. 15 lbs each

VIBE MONITOR KIOSK

- medium monitor* bracket
- max weight = 50 lbs
- comes with 1 OCH2 case
- available to rent

add to your custom exhibit!

FREESTANDING MONITOR KIOSKS



Freestanding monitor kiosks are perfect for conference rooms, court rooms, corporate office spaces, lobby areas and more. Kiosk bases are made with aluminum extrusion and come with a lifetime warranty.

| name | code | assembled dimensions |
|-------------------------------------|--|----------------------------------|
| freestanding portable monitor kiosk | FREESTANDING-SPLIT-MM | Ⓐ 26.25" w x 75.25" h x 23.56" d |
| freestanding monitor kiosk | PM453-MK-M/L | Ⓐ 25.59" w x 70.98" h x 25.59" d |
| freestanding monitor kiosk w/ shelf | PM453-MK-M-MSHELF PM453-MK-L-MSHELF | Ⓐ 25.59" w x 75.25" h x 25.59" d |
| freestanding shelf | PM453-MK-SHELF-UNIT | Ⓐ 25.53" w x 70.98" h x 25.59" d |
| vibe monitor kiosk | VB-MK-01 | Ⓐ 30" w x 78.38" h x 23.6" d |

*Monitors not included.

Popup Bar™ Collapsible Counter

The portable Popup Bar™ is an expandable, wheeled sampling and serving station perfect for any event—indoor or outdoor! The pre-assembled aluminum frame comes together by unfolding the legs and inserting the interior shelf panels. Fully-customized fabric graphics on the front and sides will win visitors over as you provide an effortless serving experience.



pre-assembled frame pops up with ease

Simple assembly!



zipper enclosed storage space



use as a cart



add an accessory header to mini and large



Details

- portable, pre-assembled aluminum frame
- zipper-enclosed storage space
- printable graphics on sides & front, attached by hook and loop
- locking wheel casters
- kit includes frame, graphics, two shelves and carry bag
- optional accessory headers that attach to the top of the mini & large Popup bars
- graphic header measure 16" graphic height

Size Options

| size | code | assembled dimensions |
|------------------------|---------------|----------------------------------|
| popup bar mini | PBFM902-B | Ⓐ 23.94" w x 36.63" h x 20" d |
| popup bar large | PBFL301-B | Ⓐ 40.13" w x 36.5" h x 20.06" d |
| popup bar mini header | PBFM902-B-HDR | Ⓐ 22.13" w x 59.52" h x 1.18" d |
| popup bar large header | PBFL301-B-HDR | Ⓐ 38.233" w x 59.52" h x 1.18" d |

Zoom™ Flex Flags

Details

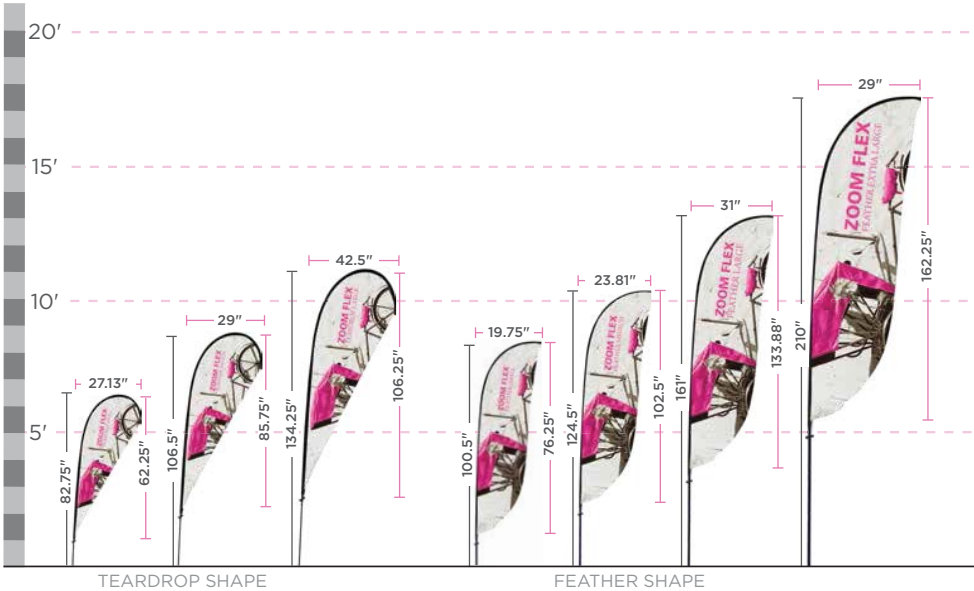
- can be used indoors or outdoors
- comes in four shapes: teardrop, feather, straight & edge
- graphic rotates in wind
- water ring base support adds stability to cross base (optional upgrades)
- graphic printed on flag material
- double-sided graphic available
- includes ground stake; various base options available

| size | hardware code | assembled dimensions |
|--|---------------|--|
| small flag - teardrop, feather, straight | ZOOM-FLX-SM | Ⓔ 46" - 64"w x 84.13" - 113.13"h x 1.75"d |
| medium flag - teardrop, feather, straight | ZOOM-FLX-M | Ⓔ 46" - 64"w x 116.13" - 138.63"h x 1.75"d |
| large flag - teardrop, feather, straight | ZOOM-FLX-LG | Ⓔ 46" - 64"w x 160.13" - 178.38"h x 1.75"d |
| extra large flag - teardrop, feather, straight | ZOOM-FLX-XL-2 | Ⓔ 34.63"w x 222.5"h x 1.75"d |
| small flag - edge | ZOOM-FLX-SM-E | Ⓔ 46" - 64"w x 84.13" - 113.13"h x 1.75"d |
| medium flag - edge | ZOOM-FLX-M-E | Ⓔ 46" - 64"w x 116.13" - 138.63"h x 1.75"d |
| large flag - edge | ZOOM-FLX-LG-E | Ⓔ 46" - 64"w x 160.13" - 178.38"h x 1.75"d |
| extra large flag - edge | ZOOM-FLX-XL-E | Ⓔ 34.63"w x 222.5"h x 1.75"d |

shown with optional cross base & water ring base support



small medium large extra large



Freestanding Tablet Stands

UNIVERSAL TABLET STAND



- security screws, allen key and bolts make the unit both durable and theft resistant
- base can be bolted to the floor for extra security
- features a telescopic, adjustable-height pole


| code | assembled dimensions |
|----------|--|
| PAD2I-O4 | Ⓔ 17.38"w x 28.06" - 49.81"h x 13.75"d |

TABLET STAND



- security screws and allen key make the unit both durable & theft resistant
- features a telescopic, adjustable-height pole
- small stand holds 7"-10.5" tablets
- large stand holds 10.5"-13" tablets

| code | assembled dimensions |
|---------------------|-----------------------------------|
| TABLET-STD-ESS-SH-S | Ⓔ 14.5"w x 30" - 51.5"h x 14.5"d |
| TABLET-STD-ESS-SH-L | Ⓔ 14.5"w x 30.75" - 52"h x 14.5"d |



STAND 02 STAND 03 STAND 04 STAND 05

TENSION FABRIC IPAD STANDS

- iPad holders (2nd, 3rd, 4th gen and Air models)*
- pillowcase fabric graphic
- iPad stand 02 and 03 available for rent
- iPad stand 05 features a small monitor mount*, holds 32" TV/32 lbs max

| name | code | assembled dimensions |
|---------------|---------------|-------------------------------|
| ipad stand 02 | TABLET-STD-02 | Ⓔ 20.2"w x 85.11"h x 23.7"d |
| ipad stand 03 | TABLET-STD-03 | Ⓔ 19.98"w x 64.34"h x 15.2"d |
| ipad stand 04 | TABLET-STD-04 | Ⓔ 26.26"w x 46.26"h x 22.64"d |
| ipad stand 05 | TABLET-STD-05 | Ⓔ 30"w x 84"h x 23"d |

*Monitor and tablets not included.



Counters & Charging Stations

CAMPAIGN



- hook & loop PVC graphic
- quick assembly
- strong & easy-to-clean plastic parts

| code | assembled dimensions |
|-------|---|
| CP-B3 | 32" w x 34.5" h x 18.5" d (counter, not including canopy) |

CHARGING TOWER



Charging stations are available in four color options



- features 16 high-speed charging tips: (8) Micro USB for Android devices and (8) Apple 8-pin for Apple iPhone/iPad/Lightning devices
- features a circular fabric header for branding and an illuminated fabric center structure

| code | assembled dimensions |
|--------------|--------------------------------|
| FMLT-CHRG-01 | 33.56" w x 86.81" h x 33.46" d |

PERCH



single or double-sided graphic!

Short Perch shown



- pole banner attachment for standard 6" or 8" wide tables
- hardware kit is universal for all height options
- table throw sold separately

| code | width | heights | assembled dimensions |
|---------|--------|--|-----------------------------|
| PERCH-6 | 74.75" | 18.75" (small), 44" (med), 68.5" (large) | 75.48" w x 70.6" h x 138" d |
| PERCH-8 | 99" | 18.75" (small), 44" (med), 68.5" (large) | 99.61" w x 70.6" h x 138" d |

CHARGING COUNTER



top view



- 23.72" w x 41.54" h x 23.62" d
- features 8 high-speed charging tips: (4) Micro USB for Android devices and (4) Apple 8-pin for Apple iPhone/iPad/Lightning devices
- features stretch fabric graphic


| code | assembled dimensions |
|---------------------|--------------------------------|
| FMLT-CHRG-CNTR-01-G | 23.72" w x 41.54" h x 23.62" d |

ZOOM™ BASE OPTIONS



| name | code | assembled dimensions |
|-------------------------|------------------|------------------------------|
| cross base | ZM-FLX-CB | 31" w x 6.75" h x 24" d |
| square steel base | ZM-FLX-SQ | 17.75" w x 5" h x 17.75" d |
| fillable ground base | ZM-FLX-FB | 19.7" w x 10.25" h x 19.7" d |
| auger base | ZM-FLX-AGR | 8.88" w x 21.75" h x 3.75" d |
| ground stake (included) | ZM-FLX-STK | 23.75" w x 1.75" h x 1.25" d |
| drive-over base | ZM-FLX-DO | 23.62" w x 5.71" h x 7.87" d |
| water ring base support | ZM-FLX-WR | 20.28" w x 5" h x 20.28" d |
| stackable base | ZM-FLX-STCK-BASE | 25" w x 11" h x 25" d |

= total visual graphic area
*not to exact scale, refer to graphic templates



Outdoor Signage

Great for outdoor sporting events and arenas, concerts, festivals and more. Outdoor display products are strong, solid, stable, wind-resistant and durable. Graphics are long-lasting and can endure exposure to outdoor elements.



WIND DANCER MINI



- adjustable graphic height = up to 6'
- approximate max height = 8.3'
- economy outdoor flag
- plastic pole, easy push-fit assembly
- hollow plastic base can be filled with water or sand
- double-sided graphic available

| name | code | assembled dimensions |
|------------------|-----------|--|
| wind dancer mini | WIND-MINI | Ⓢ, 16.31" w x 56" h - 100.32" h x 16.31" d |



SWING SIGN

- visual graphic area = 19.63" w x 29.5" h
- single or double-sided graphic, printed on 6mm PVC
- black, steel portable sign with integrated wheeled base
- hollow plastic base can be filled with sand or water
- double-ring mounting system holds graphic in place while allowing it to swing

| name | code | assembled dimensions |
|------------|------------|-------------------------------|
| swing sign | SWING-SIGN | Ⓢ, 24.5" w x 39" h x 15.75" d |



WIND DANCER LT

- adjustable graphic height = up to 8'8"
- approximate max height = 13.5'
- hollow plastic base can be filled with water or sand
- double-sided graphic available
- optional carry bag

| name | code | assembled dimensions |
|----------------|---------|--------------------------------------|
| wind dancer lt | WIND-LT | Ⓢ, 36" w x 116" h - 162" h x 25.5" d |



WHIRLWIND

- front-loading snap frames constructed from aluminum & powder-coated steel
- single or double-sided
- includes clear lens cover
- dual-spring design flexes to withstand wind gusts
- compact durable base can be filled with water or sand for extra stability
- integrated wheel set

| name | code | assembled dimensions |
|-----------|-------------|----------------------------------|
| whirlwind | WHRL-WIND-2 | Ⓢ, 30.75" w x 44.12" h x 19.5" d |



WIND DANCER

- adjustable graphic height = up to 12'
- approximate max height = 17.5'
- flag is approximately 43" wide
- hollow plastic base can be filled with water or sand
- double-sided graphic available
- optional carry bag

| name | code | assembled dimensions |
|-------------|---------|---------------------------|
| wind dancer | WIND-MX | Ⓢ, 36" w x 209" h x 36" d |




BARRICADE COVERS


- double-sided barricade covers, offered in two widths, 6ft and 8ft
- offered in your choice of Power Stretch Dye-sublimated fabric or UV printed Outdoor Canvas
- can be used indoors and outdoors
- cover only; barricade hardware not included
- cover includes two, 2 x 2 notches on one side, two zippers on the other side, open bottom

| size | code | assembled dimensions |
|---------------|---|---------------------------|
| 72" w x 36" h | C-BRC-72X36-PS-G-W C-BRC-72X36-OD-GDBL | Ⓢ, 72" w x 36" h x 0.5" d |
| 97" w x 36" h | C-BRC-97X36-PS-G-W C-BRC-97X36-OD-GDBL | Ⓢ, 97" w x 36" h x 0.5" d |

Counter tops are available in your choice of four color options



clear shelf



HOPUP™ COUNTER



- collapsible display counter
- hook & loop applied fabric graphics
- includes clear internal shelf

| code | assembled dimensions |
|----------|-----------------------------------|
| HOP-CT-2 | Ⓢ, 41.75" w x 39.69" h x 14.25" d |



white shelf



EMBRACE™ COUNTER



- collapsible display counter
- includes white internal shelf
- push-fit fabric graphics

| code | assembled dimensions |
|---------------------|-------------------------------|
| EMB-CT EMB-CT-BL | Ⓢ, 41" w x 40.5" h x 15.75" d |




MODULATE™ COUNTER



- magnetic, tubular frame with snap buttons
- fabric graphic attaches via hook & loop around the frame & zips in the back
- internal shelf provides area to store materials

| code | assembled dimensions |
|------------|------------------------------|
| MOD-CNTR-M | Ⓢ, 31.5" w x 40" h x 23.5" d |





ACCENTS & accessories



ARROW UP



ARROW SIDE



WAVE 1



BOTTLE



CIRCLE



WAVE 2

CONTOUR

- two printed graphics (front & back) available in six unique shapes
- choose from plate base or hollow, fillable base with dual-spring design to flex and withstand wind gusts
- hollow, fillable base can be filled with water or sand for added stability
- graphics easily secure to either base using hook & loop

| name | code | assembled dimensions |
|------------|--------------|----------------------------------|
| arrow up | CONTOUR-01-G | Ⓢ 34.75" w x 70" h x 18.75" d |
| arrow side | CONTOUR-02-G | Ⓢ 45.88" w x 38.25" h x 23.62" d |
| wave 1 | CONTOUR-03-G | Ⓢ 30.38" w x 80.5" h x 18.75" d |
| bottle | CONTOUR-04-G | Ⓢ 39.37" w x 75" h x 23.62" d |
| circle | CONTOUR-05-G | Ⓢ 37" w x 48.5" h x 18.75" d |
| wave 2 | CONTOUR-06-G | Ⓢ 39.37" w x 65" h x 23.62" d |

base options



Plate Base



Fillable Base

Choose your sign and base shape!



APEX

- double-sided plastic A-frame
- printed directly on the plastic for a smooth look
- for indoor or outdoor use

| name | code | assembled dimensions |
|------|------|---------------------------|
| apex | APEX | Ⓢ 31" w x 6.75" h x 24" d |



ACE-2

- visual graphic area = 28.87" w x 35" h
- double-sided aluminum A-frame sign holder with black plastic corner grips
- clear dry erase graphic lenses included
- front-loading snap frames for easy graphic swaps
- quick, toolless assembly

| name | code | assembled dimensions |
|-------|-------|---------------------------|
| ace-2 | ACE-2 | Ⓢ 31" w x 6.75" h x 24" d |



ACE ECO

- foldable, economy aluminum A-frame sign
- choice of printed 6mm PVC boards and/or dry erase boards
- boards slide in at the top of the frame
- can be used indoors and outdoors
- quick, toolless assembly

| name | code | assembled dimensions |
|---------|---------|---------------------------|
| ace eco | ACE-ECO | Ⓢ 31" w x 6.75" h x 24" d |



Outdoor Displays

Outdoor Signage

Outdoor display products are strong, solid, stable, wind-resistant and durable. Graphics are long-lasting and can endure exposure to outdoor elements.

THUNDER



- double-sided outdoor retractable banner stand
- large twist-lock feet
- stakes included to secure to ground
- snap-top graphic rail
- 3-piece bungee pole

| code | assembled dimensions |
|-----------|--------------------------------|
| THUNDER-1 | Ⓢ, 35.06" w x 82.75" h x 29" d |

MONSOON



- visual graphic area = approx. 92.125" w x 32" h
- semi-portable single or double-sided billboard
- easy grommet graphic attachment
- includes ground stakes & bungee rope
- comes with carry case

| code | assembled dimensions |
|---------|----------------------------------|
| MONSN-2 | Ⓢ, 98.43" w x 37.99" h x 25.2" d |

BLIZZARD



- max width x min height: 40" w x 57" h
- min width x max height: 23.5" w x 80" h
- max width x max height: 40" w x 74.5" h
- min width x min height: 23.5" w x 63.25" h
- hollow base can be filled with either water or sand as weighing agent
- easy grommet graphic attachment

| code | assembled dimensions |
|------|-----------------------------------|
| BLZD | Ⓢ, 23.5" - 48" w x 63.25" - 74" h |

STOWAWAY



- lightweight, high visual-impact display stand
- indoor/outdoor use
- carbon fiber bungee poles easily assemble
- includes ground stakes and carry case
- no tools required
- custom printed graphics

| code | assembled dimensions |
|-----------|----------------------------|
| STOW-3-S | Ⓢ, 75.5" w x 37" h x 24" d |
| STOW-3-L | Ⓢ, 97.5" w x 50" h x 34" d |
| STOW-3-XL | Ⓢ, 134" w x 63" h x 43" d |





ZOOM™ FLEX OUTDOOR BILLBOARD



- heavy-duty tubular frame with flexible fiberglass poles at the top
- single or double-sided mesh pillowcase fabric graphic slips over frame (no base or bag, packs in box)
- includes two bags to add weight for stability

| code | assembled dimensions |
|----------------|-----------------------------|
| ZOOM-FLX-OD-BB | Ⓜ 106" w x 78.74" h x 32" d |

TWIRL



- lightweight, fiberglass rod frame
- double-sided pillowcase fabric graphic
- ground stake connection allows for twirl movement

| name | code | assembled dimensions |
|-------|-------|---------------------------|
| twirl | TWIRL | Ⓜ 26.41" w x 79" h x 1" d |

Outdoor Signage

ZOOM™ FLEX ARCH



*add stackable bases
for extra stability!*

- perfect for outdoor races, cross country events, finish lines
- arch shaped flexible fiber poles hold flag graphic
- stakes included
- add sturdy sand or water fillable bases for more stability

| code | assembled dimensions |
|---------------|--------------------------------|
| ZOOM-FLX-ARCH | Ⓜ 114" w x 113.85" h x 1.75" d |

PARKWAY



- withstands winds up to 38 MPH
- single or double span street pole banner

| code | assembled dimensions |
|--------------|------------------------------|
| PKWY-S-SPN-3 | Ⓜ single span: 32" w x 60" h |
| PKWY-D-SPN-3 | Ⓜ double span: 67" w x 60" h |



Outdoor Displays

Table Throws & Runners



FULLY PRINTED TABLE THROW

- complete your presentation with a 4', 6' or 8' full or economy premium printed table throw
- lends a polished appearance to any display
- maximize your advertising with additional space to display your message

| size | code | assembled dimensions |
|-------------------------|--------------|-------------------------|
| 4' full | TBL-T-4-F | Ⓢ 48" w x 30" h x 24" d |
| 4' economy | TBL-T-4-E | Ⓢ 48" w x 30" h x 24" d |
| 4' full (48" w x 36" h) | TBL-T-4-36-F | Ⓢ 48" w x 36" h x 24" d |
| 6' full | TBL-T-6-F | Ⓢ 72" w x 30" h x 30" d |
| 6' economy | TBL-T-6-E | Ⓢ 72" w x 30" h x 30" d |
| 8' full | TBL-T-8-F | Ⓢ 96" w x 30" h x 30" d |
| 8' economy | TBL-T-8-E | Ⓢ 96" w x 30" h x 30" d |

Economy table throws have a shortened back.



CONVERTIBLE TABLE THROW

- printed throw converts quickly and easily to fit both a 6' and 8' table
- hook and loop tabs make conversion simple

| size | code | assembled dimensions |
|------------------------------|----------|-------------------------------|
| full - fits 6' & 8' table | TBL-T-FC | Ⓢ 70" - 96" w x 30" h x 30" d |
| economy - fits 6' & 8' table | TBL-T-EC | Ⓢ 70" - 96" w x 30" h x 30" d |

TABLE RUNNERS

- accent your solid colored table throw with a full color printed runner
- available in four widths

| size | code | assembled dimensions |
|-------------|------------|----------------------|
| 24" full | TBL-R-24-F | Ⓢ 24" w x 84" h |
| 24" economy | TBL-R-24-E | Ⓢ 24" w x 62.75" h |
| 30" full | TBL-R-30-F | Ⓢ 30" w x 84" h |
| 30" economy | TBL-R-30-E | Ⓢ 30" w x 62.75" h |
| 36" full | TBL-R-36-F | Ⓢ 36" w x 84" h |
| 36" economy | TBL-R-36-E | Ⓢ 36" w x 62.75" h |
| 60" full | TBL-R-60-F | Ⓢ 60" w x 84" h |
| 60" economy | TBL-R-60-E | Ⓢ 60" w x 62.75" h |

Fully printed, excellent quality!



Add a Counter!

Truss Counters and Podiums have several attractive designs to choose from with a sleek plex top as an available option. Choose from four tabletop colors. Graphic options are also available for Truss Counters. No tools needed for assembly.



RECTANGLE *R*



OVAL *R*



RACETRACK



CURVE *R*

| name | code | assembled dimensions |
|-----------|---------|-------------------------|
| Rectangle | OR-TC01 | Ⓢ 46" w x 37" h x 28" d |
| Oval | OR-TC02 | Ⓢ 46" w x 37" h x 28" d |

| name | code | assembled dimensions |
|-----------|---------|-------------------------|
| Racetrack | OR-TC03 | Ⓢ 46" w x 37" h x 28" d |
| Curve | OR-TC04 | Ⓢ 61" w x 37" h x 28" d |

Truss counter tops are available in your choice of four color options



Add Functionality with a Rack

Orbital Express™ Truss Merchandising Racks add functionality and options to any Orbital Truss kit. Accessory options offer multiple configurations and no tools are needed for assembly. Accessory panels are an a la carte add on option for 10ft, 20ft and island Orbital kits. Horizontal support bar needed for proper connection.



WIRE RACK

- grid wall with hook brackets
- hook brackets sold separately
- supports approx. 8 lbs. per panel
- OR-24-MP-M mounts to verticals
- horizontal connector required to hang properly (sold separately)

| code | assembled dimensions |
|----------------|--------------------------------|
| OR-24/36/46-MP | Ⓢ 6.19" w x 22.92" h x 1.37" d |



HANGING RACK

- slot wall with hook brackets
- hook brackets sold separately
- supports approx. 8 lbs. per panel
- horizontal connector required to hang properly (sold separately)

| code | assembled dimensions |
|-------------|-------------------------------|
| OR-36/46-SP | Ⓢ 11.12" w x 37.26" h x 92" d |



WIRE/HANGING RACK CONNECTOR

- required to mount wire and hanging rack
- includes quick lock truss connectors

| code | assembled dimensions |
|-----------------|--------------------------------|
| OR-24/36/46-SST | Ⓢ 6.19" w x 22.92" h x 1.37" d |



Accessorize

Accessories such as tabletops, shelves, literature holders and monitor mounts add functionality and options to your display. Truss tabletops and shelves come in four tabletop colors. No tools needed for assembly.

LAMINATE TABLETOPS



Laminate tabletops & shelving are available in your choice of four color options



Placement of tables is your choice!

TRUSS MONITOR MOUNTS



OPTI-MOUNT 1

23"-42" LCD
max weight = 50 lbs

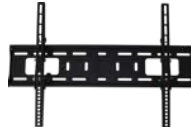
| code | assembled dimensions |
|----------|--------------------------|
| OR-SM-MB | Ⓢ 10" w x 8.86" h x 2" d |



OPTI-MOUNT 2

32"-55" LCD
max weight = 80 lbs

| code | assembled dimensions |
|---------|------------------------------|
| OR-M-MB | Ⓢ 17.6" w x 16.7" h x 1.6" d |



OPTI-MOUNT 3

37"-70" LCD
max weight = 150 lbs

| code | assembled dimensions |
|----------|------------------------------|
| OR-LG-MB | Ⓢ 25.9" w x 16.7" h x 1.6" d |

INTERNAL SHELVING



- available in choice of four finishes
- 24" straight span, 36" straight span, and 46" straight span shelves available
- 45° curved and 90° curved shelves

LIT RACK

- 10 pocket clamp on literature rack
- note: rack may not fit into the standard kit packaging solution/molded case
- toolless attachment

| code | assembled dimensions |
|--------|--------------------------|
| OR-STG | Ⓢ 10" w x 8.86" h x 2" d |



Table Throws & Runners

STRETCH TABLE THROW



- tailored to fit 4', 6' & 8' tables top to bottom
- optional carry bag available
- stretch fabric dye-sublimated printed table throw lends a stylish look to any display
- zipper in the back provides access to underneath the table

| size | code | assembled dimensions |
|-------------------------|---------------|-------------------------|
| 4' full | TBL-SW-4-F | Ⓢ 48" w x 30" h x 24" d |
| 4' full (48" w x 36" h) | TBL-SW-4-36-F | Ⓢ 48" w x 36" h x 24" d |
| 6' full | TBL-SW-6-F | Ⓢ 72" w x 30" h x 30" d |
| 8' full | TBL-SW-8-F | Ⓢ 96" w x 30" h x 30" d |

FITTED TABLE THROW



- form fitted to fit 4', 6' & 8' tabletops
- optional carry bag available
- fitted fabric dye-sublimated printed table throw lends a polished look to any display

| size | code | assembled dimensions |
|-------------------------|-------------------|-------------------------|
| 4' full | TBL-FITTED-4-F | Ⓢ 48" w x 30" h x 24" d |
| 4' full (48" w x 36" h) | TBL-FITTED-4-36-F | Ⓢ 48" w x 36" h x 24" d |
| 4' economy | TBL-FITTED-4-36-E | Ⓢ 48" w x 30" h x 24" d |
| 6' full | TBL-FITTED-6-F | Ⓢ 72" w x 30" h x 30" d |
| 8' full | TBL-FITTED-8-F | Ⓢ 96" w x 30" h x 30" d |



ROUND TABLE THROWS

- tailored to fit round tables
- printed on premium dye-sublimated fabric
- all options lend a stylish and polished look to any event

| size | code | assembled dimensions |
|---|---|---|
| 30" dia, 30" h - draped, fitted & stretch | RND-TBL-T-30X30 RND-TBL-FT-30X30 RND-TBL-SW-30X30 | Ⓢ Draped: 16" w x 24" d Fitted, Top: 26" w x 26" d, Front: 16" w x 26" d Stretch, Top: 26" w x 26" d, Front: 9" w x 20" d |
| 30" dia, 42" h - draped, fitted & stretch | RND-TBL-T-30X42 RND-TBL-FT-30X42 RND-TBL-SW-30X42 | Ⓢ Draped: 16" w x 36" d Fitted, Top: 26" w x 26" d, Front: 16" w x 36" d Stretch, Top: 26" w x 26" d, Front: 9" w x 20" d |
| 48" dia, 30" h - draped, fitted & stretch | RND-TBL-T-48X30 RND-TBL-FT-48X30 | Ⓢ Draped: 20" w x 24" d Fitted, Top: 44" w x 44" d, Front: 20" w x 26" d |
| 60" dia, 30" h - draped, fitted & stretch | RND-TBL-T-60X30 RND-TBL-FT-60X30 | Ⓢ Draped: 30" w x 24" d Fitted, Top: 56" w x 56" d, Front: 30" w x 26" d |



OUTDOOR TABLE THROW

- form fitted to fit 6' & 8' tabletops
- UV printed on outdoor canvas; remains on the table even in windy conditions
- water and spill resistant
- lends a polished look to any outdoor event or display

| size | code | assembled dimensions |
|---------|--------------------|-------------------------|
| 6' full | TBL-ODC-FITTED-6-F | Ⓢ 72" w x 30" h x 30" d |
| 8' full | TBL-ODC-FITTED-8-F | Ⓢ 96" w x 30" h x 30" d |

Folding Panel Tabletop Displays

Having a small space does not mean you cannot make a big impact! Tabletop displays are lightweight, highly portable and ideal for adding “WOW” factor to any 4’, 6’ or 8’ long standard table display.

HORIZON™ TABLETOP DISPLAYS

- main panel sizes approximately = 23.5”w x 35.5”h
- custom sized panel displays are available
- shown with optional detachable graphics
- available in a variety of fabric color options shown below



WEIGHS
12 lbs
Horizon 3
HZ-TT-S



WEIGHS
13.5 lbs
Horizon 5
HZ-TT-M

fabric choices

All folding panel display systems are available with printed graphic murals or “hook & loop-friendly” fabric panels of your choice. Actual fabric color may vary slightly.

REGAL - SMOOTH EXHIBIT & DISPLAY FABRIC



R01 carbon R02 chrome R03 storm R28 azure blue

PREMIER - RIBBED EXHIBIT & DISPLAY FABRIC



R28 persian blue R29 beach R31 eco green R30 maroon



R02 steel R03 charcoal R15 cinder R01 lava

POPULAR TABLETOP DISPLAYS

Tabletop versions of the highly popular expandable Hopup™, Embrace™, Xclaim™ and Coyote™ fabric displays are available, providing numerous stylish options to choose from!



Hopup 5' Straight



Embrace 5' Straight



Xclaim 5' (Kit 02)



Coyote 6'

10'x20' Hercules Kits



HERCULES 12



HERCULES 13



HERCULES 15



Add a counter!

| name | code | assembled dimensions |
|-------------|-----------|------------------------|
| Hercules 12 | OR-K-HC15 | Ⓢ 240”w x 96”h x 120”d |
| Hercules 13 | OR-K-HC13 | Ⓢ 240”w x 96”h x 120”d |
| Hercules 15 | OR-K-HC15 | Ⓢ 240”w x 96”h x 120”d |

Truss counter tops are available in your choice of four color options




silver black mahogany natural



10' x 10' Hercules Kits

The Hercules line of Orbital Express™ Truss features basic backwalls and kits in a variety of sizes to suit a range of space needs. A benefit to this versatile system is that it enables you to reconfigure kits in multiple ways and combinations using the same parts. Simply add or subtract from any Hercules kit to create a new appearance for every event or tradeshow!

Truss counter tops are available in your choice of four color options



HERCULES 08



HERCULES 09



HERCULES 10

| name | code | assembled dimensions |
|-------------|-----------|---------------------------|
| Hercules 08 | OR-K-HC08 | ⓐ 120" w x 96" h x 120" d |
| Hercules 09 | OR-K-HC09 | ⓐ 120" w x 96" h x 120" d |
| Hercules 10 | OR-K-HC10 | ⓐ 120" w x 96" h x 120" d |

Easily add an accessory wire or hanging rack to your kit!

Tabletop Displays

VOYAGER™ FOLDING PANELS

The Voyager™ has been specially developed as a briefcase style tabletop display and is a great choice for promotions on the go. It has a rigid, thermo formed ABS exterior and a black, hook and loop friendly fabric interior. Detachable graphics allow for easy message changes! Headers shown are an additional option. Extra graphics can be stored in the display case and packed away for easy storage.




MINI KIT



MAXI KIT



MEGA KIT



SUPREME KIT



MONSTER KIT



| size | code | assembled dimensions |
|-----------------------------------|------|--|
| mini kit (small, 5 lbs.) | VY-1 | ⓐ Open: 48" w x 18" h Closed: 24" w x 18" h |
| maxi kit (medium, 6.5 lbs.) | VY-2 | ⓐ Open: 48" w x 24" h Closed: 24" w x 24" h |
| mega kit (large, 8.25 lbs.) | VY-3 | ⓐ Open: 48" w x 32" h Closed: 24" w x 32" h |
| supreme kit (xx-large, 8.25 lbs.) | VY-4 | ⓐ Open: 64" w x 24" h Closed: 32" w x 24" h |
| monster kit (xx-large, 10 lbs.) | VY-5 | ⓐ Open: 64" w x 32" h Closed: 32" w x 32" h |

VOYAGER CARRY BAG



| size | code |
|-----------------|---------|
| mini kit bag | VY-1-BG |
| maxi kit bag | VY-2-BG |
| mega kit bag | VY-3-BG |
| supreme kit bag | VY-4-BG |
| monster kit bag | VY-5-BG |








HOPUP™
tension fabric displays

20'x20' Island Kits

Orbital Express™ Truss features dozens of professionally designed "off the shelf" kits for a variety of booth sizes and configurations. Each kit comes complete with all the parts, fixtures and fittings you need to create a successful exhibit, including (depending on the kit) low voltage spotlights and adjustable tabletops. A benefit to this versatile system is that it enables you to reconfigure kits in multiple ways and combinations using the same parts. Orbital Express Truss can also be easily configured to fit your custom needs!



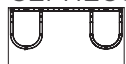
| name | code | assembled dimensions |
|--------|----------|----------------------|
| Onyx | OR-K-ONI | Ⓢ 240" w x 240" d |
| Corvus | OR-K-CV1 | Ⓢ 240" w x 240" d |
| Zenit | OR-K-ZE1 | Ⓢ 240" w x 240" d |

| name | code | assembled dimensions |
|--------|----------|----------------------|
| Aarhus | OR-K-AHI | Ⓢ 240" w x 240" d |
| Gemini | OR-K-GE1 | Ⓢ 240" w x 240" d |
| Canis | OR-K-CA1 | Ⓢ 240" w x 240" d |

10'x20' Exhibit Kits




CEPHEUS-2*



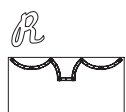
backwall height = 72.5"



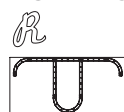
ANTARES



PHOENIX



POLARIS




| name | code | assembled dimensions |
|-----------|------------|----------------------------|
| Cepheus 2 | OR-K-CEI-2 | ⊙, 240" w x 96" h x 120" d |
| Antares | OR-K-AT1 | ⊙, 240" w x 96" h x 120" d |
| Phoenix | OR-K-PX1 | ⊙, 240" w x 96" h x 120" d |
| Polaris | OR-K-PR1 | ⊙, 240" w x 96" h x 120" d |

Fast & Dynamic

The Hopup™ is one of the most dynamic and popular large format graphic displays due to its maximum impact with minimal effort. Hopup Tension Fabric Displays come in a variety of sizes and are offered in straight and curved frames with and without endcaps. Hopups require no tools for assembly, are lightweight and highly portable and they pack away as easy as they set up!


Two choices of frame shape

STRAIGHT OR CURVED



Two choices of graphic style


WITH OR WITHOUT ENDCAPS



quickly & easily snap locking arms into place



hook & loop graphic is pre-attached on sizes 12ft & smaller, making setup simple




display pops up in minutes



carry bag included with most kits



add a counter - the perfect addition to any Hopup backwall display



optional upgrade - Lumina 200 light



Choose a size that's right for you!



TABLETOP

FLOOR BACKWALL

EXTRA LONG

Size Options

| size | code | assembled dimensions |
|--------------------|-------------------------------------|---|
| 2 1/2' tabletop | HOP-1X1FG-S-1 HOP-1X1FGE-S-1 | Ⓢ Straight: 31" w x 31" h x 12.25" d |
| 5' tabletop | HOP-2X1FG-S/C-1 HOP-2X1FGE-S/C-1 | Ⓢ Straight: 60.5" w x 31" h x 12.25" d Ⓒ Curved: 64" w x 31" h x 18" d |
| 5' tabletop | HOP-2X2FG-S/C-1 HOP-2X2FGE-S/C-1 | Ⓢ Straight: 60.5" w x 60.5" h x 12.25" d Ⓒ Curved: 64" w x 60.5" h x 18" d |
| 7 1/2' tabletop | HOP-3X2FG-S/C-1 HOP-3X2FGE-S/C-1 | Ⓢ Straight: 89.5" w x 60.5" h x 12.25" d Ⓒ Curved: 92" w x 60.5" h x 23" d |
| 2 1/2' full height | HOP-1X3FG-S-1 HOP-1X3FGE-S-1 | Ⓢ Straight: 31" w x 90" h x 29" d |
| 5' full height | HOP-2X3FG-S/C-1 HOP-2X3FGE-S/C-1 | Ⓢ Straight: 60.5" w x 90" h x 29" d Ⓒ Curved: 64" w x 89" h x 18" d |
| 7 1/2' full height | HOP-3X3FG-S/C-1 HOP-3X3FGE-S/C-1 | Ⓢ Straight: 89.5" w x 90" h x 29" d Ⓒ Curved: 92" w x 89" h x 23" d |
| 7 1/2' extra tall | HOP-3X4FG-S/C-1 HOP-3X4FGE-S/C-1 | Ⓢ Straight: 90" w x 119" h x 29" d Ⓒ Curved: 92" w x 119" h x 23" d |


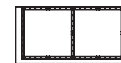
| size | code | assembled dimensions |
|---------------------|-------------------------------------|---|
| 10' full height | HOP-4X3FG-S/C-1 HOP-4X3FGE-S/C-1 | Ⓢ Straight: 119" w x 90" h x 29" d Ⓒ Curved: 116.25" w x 89.5" h x 33" d |
| 10' extra tall | HOP-4X4FG-S/C-1 HOP-4X4FGE-S/C-1 | Ⓢ Straight: 119" w x 119" h x 29" d Ⓒ Curved: 116.25" w x 119" h x 33" d |
| 12 1/4' full height | HOP-5X3FG-S/C-1 HOP-5X3FGE-S/C-1 | Ⓢ Straight: 147.25" w x 90" h x 29" d Ⓒ Curved: 136.5" w x 89.5" h x 42" d |
| 12 1/4' extra tall | HOP-5X4FG-S/C-1 HOP-5X4FGE-S/C-1 | Ⓢ Straight: 147.8" w x 119" h x 29" d Ⓒ Curved: 136.5" w x 119" h x 42" d |
| 15' full height | HOP-6X3FG-S/C-1 HOP-6X3FGE-S/C-1 | Ⓢ Straight: 178" w x 90" h x 29" d Ⓒ Curved: 154" w x 89.5" h x 61.25" d |
| 20' full height | HOP-8X3FG-S-1 HOP-8X3FGE-S-1 | Ⓢ Straight: 235.43" w x 90" h x 29" d |
| 30' full height | HOP-12X3FG-S-1 HOP-12X3FGE-S-1 | Ⓢ Straight: 352.28" w x 90" h x 29" d |

additional sizes available

10'x20' Exhibit Kits



LUNA 20



ORBEA*



*includes counter



APEX*



*includes counter and literature racks



CALLISTO



HOPUP™ COUNTER




clear shelf

- collapsible display counter
- easy to assemble
- includes clear internal shelf
- top available in four color options

| code | assembled dimensions |
|----------|----------------------------------|
| HOP-CT-2 | Ⓢ 41.75" w x 39.69" h x 14.25" d |

Hopup counter tops are available in your choice of four color options



| name | code | assembled dimensions |
|----------|----------|---------------------------|
| Luna | OR-K-LU2 | Ⓢ 240" w x 96" h x 120" d |
| Orbea | OR-K-OB1 | Ⓢ 240" w x 96" h x 120" d |
| Apex | OR-K-AX1 | Ⓢ 240" w x 96" h x 120" d |
| Callisto | OR-K-CI1 | Ⓢ 240" w x 96" h x 120" d |



10' x 10' Exhibit Kits

Orbital Express™ Truss features dozens of professionally designed "off the shelf" kits for a variety of booth sizes and configurations. Each kit comes complete with all the parts, fixtures and fittings you need to create a successful exhibit, including (depending on the kit) low voltage spotlights and adjustable tabletops. A benefit to this versatile system is that it enables you to reconfigure kits in multiple ways and combinations using the same parts. Orbital Express Truss can also be easily configured to fit your custom needs!



CLIO*



LUNA 10



HELIOS



SIRIUS



LYNX*

| name | code | assembled dimensions |
|--------|----------|---------------------------|
| Clio | OR-K-COI | @ 120" w x 96" h x 120" d |
| Luna | OR-K-LUI | @ 120" w x 96" h x 120" d |
| Helios | OR-K-HET | @ 120" w x 96" h x 120" d |
| Sirius | OR-K-SRI | @ 120" w x 96" h x 120" d |
| Lynx | OR-K-LXI | @ 120" w x 96" h x 120" d |

Accessorize


HOPUP™ DIMENSION KITS



KIT 01

- 7 1/2' full height straight back wall
- 2 stand-off rigid graphic accents with literature holders
- monitor* mount supports 23" monitor, max weight = 30 lbs
- 2 x LED lights

| size | code | assembled dimensions |
|--------------------|---------------------------------|--------------------------|
| 7 1/2' full height | HOP-DIM01-3X3FG-S HOP-DIM-01 | @ 12" w x 37" h x 4.5" d |



KIT 03

- 10' full height straight back wall
- accessory counter features:
 - monitor* mount supports 40" monitor, max weight = 50 lbs
 - counter top holding max weight of 35 lbs
 - printed fabric graphic and literature holder
- 2 x LED lights


| size | code | assembled dimensions |
|-----------------|----------------------------------|-------------------------------|
| 10' full height | HOP-DIM03-4X3FGE-S HOP-DIM-03 | @ 34" w x 90.38" h x 11.25" d |



KIT 02

- 7 1/2' full height straight back wall
- stand-off counter supports max 35 lbs
- counter features graphic and literature holder
- monitor* mount supports 23" monitor, max weight = 30 lbs
- 2 x LED lights

| size | code | assembled dimensions |
|--------------------|---------------------------------|-----------------------------|
| 7 1/2' full height | HOP-DIM02-3X3FG-S HOP-DIM-02 | @ 36" w x 36.5" h x 12.5" d |




KIT 04

- 10' full height straight back wall
- stand-off counter features:
 - fabric graphic messaging area (top)
 - printed fabric graphic (bottom)
 - counter top holding max weight of 35 lbs
- 2 x LED lights

| size | code | assembled dimensions |
|-----------------|----------------------------------|-------------------------------|
| 10' full height | HOP-DIM04-4X3FGE-S HOP-DIM-04 | @ 30" w x 90.38" h x 11.25" d |

Fast & Easy

The Hopup™ Lite features an economy, lightweight collapsible frame, yellow locking arms and a front only or full-fitted fabric graphic. Hopup Lite is available in 7 1/2' and 10' wide straight configurations and comes with a soft carry bag. No tools are required for assembly, simply expand the frame, lock the arms and go!




comes in two sizes

Size Options

| size | code | assembled dimensions |
|--------------------|---|-------------------------------|
| 7 1/2' full height | HOP-LITE-3X3-FG-S HOP-LITE-3X3-FGE-S | Ⓢ, 89.25" w x 89.5" h x 12" d |
| 10' full height | HOP-LITE-4X3-FG-S HOP-LITE-4X3-FGE-S | Ⓢ, 118.5" w x 89.5" h x 12" d |

A fast, economy
collapsible display



lightweight frame
assembles without tools



quickly & easily snap
locking arms into place



hook & loop graphic is
pre-attached, making setup simple

Bold & Versatile



Details


- bold, contemporary and industrial, Orbital Express™ Truss exhibits dominate the show floor
- reconfigurable exhibit backwalls, islands and counters feature a fixed number of parts and connectors
- NO TOOLS required for assembly! Simply twist & lock is all you have to do
- all Orbital Express Truss display pieces, fabric and UV graphics are made in North America
- custom solutions available



toolless assembly - twist & lock



add a counter



add a wire or hanging
rack to your kit





ORBITAL EXPRESS™ Truss

BACKLIT HOPUP™

- lightweight silver frame
- supports an integrated full-fitted fabric graphic mural with end caps and includes back liner
- available in 5' Tabletop, 2 1/2', 7 1/2' or 10' full height sizes (straight only)
- patented LED lights connect easily to scissors on top & bottom for even light distribution
- comes in an OCX molded case


four sizes to choose from!



quickly & easily snap locking arms into place



simple LED light attachment to frame



Size Options

| size | code | assembled dimensions |
|-----------------|----------------|--------------------------------------|
| 5' tabletop kit | HOP-2-BL-2X2-S | ⓐ, Straight: 60.5" w x 31" h x 12" d |
| 2 1/2' kit | HOP-2-BL-1X3-S | ⓐ, Straight: 31" w x 90" h x 29" d |
| 7 1/2' kit | HOP-2-BL-3X3-S | ⓐ, Straight: 89.5" w x 90" h x 29" d |
| 10' kit | HOP-2-BL-4X3-S | ⓐ, Straight: 119" w x 90" h x 29" d |



EMBRACE™
push-fit tension fabric



VISUALLY *empowering* BRANDS

custom exhibits that create CAPTIVATING ENVIRONMENTS



UNIQUELY DESIGNED | CUSTOM BUILT

Sleek & Seamless


Embrace™ is one of the sleekest collapsible portable displays and it delivers style with minimal effort. Embrace Fabric Displays come in a variety of sizes and are offered with or without endcaps. Embrace requires no tools for assembly, is lightweight and highly portable. Embrace features crisp, straight edges due to the simple, push-fit SEG fabric graphic attachment.

Two choices of graphic style

WITH OR WITHOUT ENDCAPS

Details

- lightweight anodized white frame
- stabilizer feet on all frames 3 quads high
- simple assembly
- perimeter channel bars connect to frame and hold push-fit fabric graphic
- crisp, push-fit SEG fabric graphic creates clean, straight edges; comes with front or fully fitted graphic (with end caps)
- carry bag included



quickly & easily snap locking arms into place



easy push-fit fabric graphics go into channel



clamps can be used to connect multiple walls



carry bag included with most kits



add a counter - the perfect addition to any Embrace backwall display



optional upgrade - Lumina 200 light

Choose a size that's right for you!



Size Options

| size | code | assembled dimensions |
|--------------------|-----------------------------|----------------------------------|
| 2 1/2' tabletop | EMB-1X1FG-S EMB-1X1FGE-S | Ⓢ 31.25" w x 31.38" h x 14.5" d |
| 5' tabletop | EMB-2X1FG-S EMB-2X1FGE-S | Ⓢ 59.81" w x 31.38" h x 14.5" d |
| 5' tabletop | EMB-2X2FG-S EMB-2X2FGE-S | Ⓢ 59.81" w x 60" h x 14.5" d |
| 7 1/2' tabletop | EMB-3X2FG-S EMB-3X2FGE-S | Ⓢ 88.5" w x 60" h x 14.5" d |
| 2 1/2' full height | EMB-1X3FG-S EMB-1X3FGE-S | Ⓢ 31.25" w x 88.94" h x 23.25" d |
| 5' full height | EMB-2X3FG-S EMB-2X3FGE-S | Ⓢ 59.81" w x 88.94" h x 23.25" d |
| 7 1/2' full height | EMB-3X3FG-S EMB-3X3FGE-S | Ⓢ 88.5" w x 88.94" h x 23.25" d |

| size | code | assembled dimensions |
|---------------------|-------------------------------|-----------------------------------|
| 7 1/2' extra tall | EMB-3X4FG-S EMB-3X4FGE-S | Ⓢ 88.5" w x 118" h x 23.25" d |
| 10' full height | EMB-4X3FG-S EMB-4X3FGE-S | Ⓢ 88.5" w x 118" h x 23.25" d |
| 10' extra tall | EMB-4X4FG-S EMB-4X4FGE-S | Ⓢ 117" w x 118" h x 23.25" d |
| 12 1/4' full height | EMB-5X3FG-S EMB-5X3FGE-S | Ⓢ 146" w x 88.94" h x 23.25" d |
| 15' wide | EMB-6X3FG-S EMB-6X3FGE-S | Ⓢ 178" w x 88.94" h x 23.25" d |
| 20' wide | EMB-8X3FG-S EMB-8X3FGE-S | Ⓢ 230.31" w x 88.94" h x 23.25" d |
| 30' wide | EMB-12X3FG-S EMB-12X3FGE-S | Ⓢ 345.47" w x 88.94" h x 23.25" d |

EMBRACE™ COUNTER



- collapsible display counter
- includes internal shelf
- push-fit fabric graphics
- top available in four laminate finish options

| code | assembled dimensions |
|---------------------|------------------------------|
| EMB-CT EMB-CT-BL | Ⓢ 41" w x 40.5" h x 15.75" d |

Embrace counter tops are available in your choice of four color options

silver

black

mahogany

natural



Sharp & Sophisticated

Vector Frame™ Towers are superior interior displays that couple aluminum extrusion frames with push-fit SEG graphics. Illuminated and non-illuminated options available. Perfect for corporate events, concerts, stage sets, retail environments, tradeshows and more!

comes in three different heights!



| size | name | code | assembled dimensions |
|----------|------------------|--------------|-----------------------------------|
| 3' x 8' | Tower 01 | VF-TWR-01 | Ⓢ 35.97" w x 96.02" h x 35.97" d |
| 4' x 8' | Tower 02 | VF-TWR-02 | Ⓢ 47.97" w x 96.02" h x 47.97" d |
| 3' x 10' | Tower 03 | VF-TWR-03 | Ⓢ 35.97" w x 120.02" h x 35.97" d |
| 4' x 10' | Tower 04 | VF-TWR-04 | Ⓢ 47.97" w x 120.02" h x 47.97" d |
| 3' x 12' | Tower 05 | VF-TWR-05 | Ⓢ 35.97" w x 144.02" h x 35.97" d |
| 4' x 12' | Tower 06 | VF-TWR-06 | Ⓢ 47.97" w x 140.02" h x 47.97" d |
| 3' x 8' | Backlit Tower 01 | VF-BL-TWR-01 | Ⓢ 35.97" w x 96.02" h x 35.97" d |
| 4' x 8' | Backlit Tower 02 | VF-BL-TWR-02 | Ⓢ 47.97" w x 96.02" h x 47.97" d |
| 3' x 10' | Backlit Tower 03 | VF-BL-TWR-03 | Ⓢ 35.97" w x 120.02" h x 35.97" d |
| 4' x 10' | Backlit Tower 04 | VF-BL-TWR-04 | Ⓢ 47.97" w x 120.02" h x 47.97" d |
| 3' x 12' | Backlit Tower 05 | VF-BL-TWR-05 | Ⓢ 35.97" w x 144.02" h x 35.97" d |
| 4' x 12' | Backlit Tower 06 | VF-BL-TWR-06 | Ⓢ 47.97" w x 140.02" h x 47.97" d |

| size | name | code | assembled dimensions |
|----------|--------------------------|-----------------|-----------------------------------|
| 3' x 8' | Monitor Tower 01 | VF-TWR-01-MM | Ⓢ 35.97" w x 96.02" h x 35.97" d |
| 4' x 8' | Monitor Tower 02 | VF-TWR-02-MM | Ⓢ 47.97" w x 96.02" h x 47.97" d |
| 3' x 10' | Monitor Tower 03 | VF-TWR-03-MM | Ⓢ 35.97" w x 120.02" h x 35.97" d |
| 4' x 10' | Monitor Tower 04 | VF-TWR-04-MM | Ⓢ 47.97" w x 120.02" h x 47.97" d |
| 3' x 12' | Monitor Tower 05 | VF-TWR-05-MM | Ⓢ 35.97" w x 144.02" h x 35.97" d |
| 4' x 12' | Monitor Tower 06 | VF-TWR-06-MM | Ⓢ 47.97" w x 140.02" h x 47.97" d |
| 3' x 8' | Backlit Monitor Tower 01 | VF-BL-TWR-01-MM | Ⓢ 35.97" w x 96.02" h x 35.97" d |
| 4' x 8' | Backlit Monitor Tower 02 | VF-BL-TWR-02-MM | Ⓢ 47.97" w x 96.02" h x 47.97" d |
| 3' x 10' | Backlit Monitor Tower 03 | VF-BL-TWR-03-MM | Ⓢ 35.97" w x 120.02" h x 35.97" d |
| 4' x 10' | Backlit Monitor Tower 04 | VF-BL-TWR-04-MM | Ⓢ 47.97" w x 120.02" h x 47.97" d |
| 3' x 12' | Backlit Monitor Tower 05 | VF-BL-TWR-05-MM | Ⓢ 35.97" w x 144.02" h x 35.97" d |
| 4' x 12' | Backlit Monitor Tower 06 | VF-BL-TWR-06-MM | Ⓢ 47.97" w x 140.02" h x 47.97" d |



Add a Counter!



COUNTER 01 *R*



COUNTER 02 *R*



COUNTER 03



COUNTER 04 *R*



COUNTER 05
- features locking door and rigid sintra graphics



COUNTER 06
- features locking door and rigid sintra graphics



COUNTER 07

| name | code | assembled dimensions |
|------------|--------|----------------------------------|
| Counter 01 | VFC-01 | Ⓢ 39.37" w x 36.61" h x 22.44" d |
| Counter 02 | VFC-02 | Ⓢ 55.13" w x 40.5" h x 22.5" d |
| Counter 03 | VFC-03 | Ⓢ 38.5" w x 40.5" h x 19.88" d |
| Counter 04 | VFC-04 | Ⓢ 31" w x 40.5" h x 19" d |
| Counter 05 | VFC-05 | Ⓢ 39.76" w x 40.5" h x 22.75" d |
| Counter 06 | VFC-06 | Ⓢ 41.7" w x 40.5" h x 20.75" d |
| Counter 07 | VFC-07 | Ⓢ 46" w x 40.5" h x 22.64" d |

Vector Frame counter tops are available in your choice of four color options



counters come in OCH2 case

Accessorize

EMBRACE MONITOR MOUNT



- monitor bracket supports 30 lbs
- compatible with Embrace frames 3 quads high
- backwall not included

EMBRACE TABLE



- accessory table includes frame, tabletop and graphics (2 pieces)
- tabletop offered in black
- compatible with Embrace frames 3 quads high
- backwall not included
- comes with carry bag

EMBRACE SHELVEING



- shelf supports 10 lbs
- compatible with Embrace frames 3 quads high
- perfect for displaying lightweight products or giveaways
- backwall not included
- comes with carry bag

BRIDGE CONNECTOR



- bridge connector uses a simple S-shape connection
- simply slip on the frames and tighten
- two connectors recommended per side

BRIDGE LIGHT/LIGHT KIT



- illuminate the Embrace Bridge with a Light Kit
- call attention to your display and stand out
- kit includes 3 lights
- comes with carry bag

EMBRACE BRIDGE



- bridge includes frame and graphics (2 pieces)
- compatible with Embrace frames 3 quads high
- accent adds dimension and additional messaging opportunity
- backwalls not included
- comes with carry bag


illuminate your Embrace Bridge!

| size | code | assembled dimensions |
|--------------------------------|--------------------------------------|----------------------------------|
| Embrace Monitor Mount | EMB-MM | Ⓢ 24.48" w x 29.92" h x 2.76" d |
| Embrace Table | EMB-TBL-BLACK | Ⓢ 14.96" w x 38.66" h x 47.25" d |
| Embrace Shelving | EMB-EXT-SHLF-K-1 EMB-EXT-SHLF-K-2 | Ⓢ 26.41" w x 9.88" d |
| Embrace Bridge Connector | EMB-BRIDGE-CONNECTOR | Ⓢ N/A |
| Embrace Bridge Light/Light Kit | EMB-BRIDGE-LT EMB-BRIDGE-LT-KIT | Ⓢ 30" w x 1.5" h x 6" d |
| Embrace Bridge | EMB-BRIDGE | Ⓢ 30.71" w x 7.90" h x 88.15" d |



Bright & Impactful

The Backlit Embrace™ display system is revolutionary! The patented light system is simple to use and provides bright, even light throughout the display. This display is guaranteed to attract attention at any trade show or in any interior space.



illuminate to attract attention!



display pops up in minutes



simple to attach LED lights



easy push-fit fabric graphics go into channel

Details

- patented LED lights are simple to attach & provide even, bright white lighting
- lightweight, white aluminum frame (same frame as non-illuminated kits)
- supports a single or double-sided backlit push-fit fabric graphic with end caps
- comes with OCH hard case for ultimate protection during transport & storage

Backlighting kits also available a la carte!

Size Options

| size | code | assembled dimensions |
|---------------------|--------------|-----------------------------------|
| 5' tabletop | EMB-BL-2X2-S | Ⓢ 59.81" w x 60" h x 14.5" d |
| 2 1/2' full height | EMB-BL-1X3-S | Ⓢ 31.25" w x 88.94" h x 23.25" d |
| 5' full height | EMB-BL-2X3-S | Ⓢ 59.81" w x 88.94" h x 23.25" d |
| 7 1/2' full height | EMB-BL-3X3-S | Ⓢ 88.5" w x 88.94" h x 23.25" d |
| 10' full height | EMB-BL-4X3-S | Ⓢ 117" w x 88.94" h x 23.25" d |
| 12 1/4' full height | EMB-BL-5X3-S | Ⓢ 146" w x 88.94" h x 23.25" d |
| 20' wide | EMB-BL-8X3-S | Ⓢ 230.31" w x 88.94" h x 23.25" d |


20' Exhibit Kits

illuminated wall

KIT 19A
R



KIT 22*



slot wall & storage space

KIT 26*



storage space

KIT 27*




OCH2 & OCE-2
wheeled molded cases included
with each kit (p. 175-177)

| name | code | assembled dimensions |
|--------|----------|----------------------------------|
| KIT 19 | VF-K-19A | Ⓢ 221.77" w x 94.5" h x 21.66" d |
| KIT 22 | VF-K-22A | Ⓢ 223.35" w x 94.5" h x 28" d |
| KIT 26 | VF-K-26 | Ⓢ 190.24" w x 94.5" h x 54" d |
| KIT 27 | VF-K-27 | Ⓢ 221.25" w x 102" h x 27.75" d |



20' Exhibit Kits

The innovative, contemporary and clean appearance of the Vector Frame™ Master line of exhibit kits will captivate your audience. Kits feature push-fit fabric graphics, easy-to-assemble extrusion frames, accent lighting, tables, literature accessories, monitor mounts and interior LED edge lighting where indicated. Customized kits are also available.



| name | code | assembled dimensions |
|--------|----------|----------------------------------|
| KIT 05 | VF-K-05A | Ⓢ 221.77" w x 94.5" h x 21.66" d |
| KIT 07 | VF-K-07 | Ⓢ 223.35" w x 94.5" h x 28" d |
| KIT 08 | VF-K-08A | Ⓢ 190.24" w x 94.5" h x 54" d |
| KIT 17 | VF-K-17 | Ⓢ 221.25" w x 102" h x 27.75" d |

Quick & Simple

The Embrace™ Lite display features an economy, lightweight collapsible frame, channel bars that hold the push-fit fabric graphic and portable carry bag. Embrace Lite is available in 7½' and 10' wide sizes. No tools are required for assembly. Simply expand the frame, attach the channel bars, attach the fabric graphics and you're done!

An economy push-fit fabric display



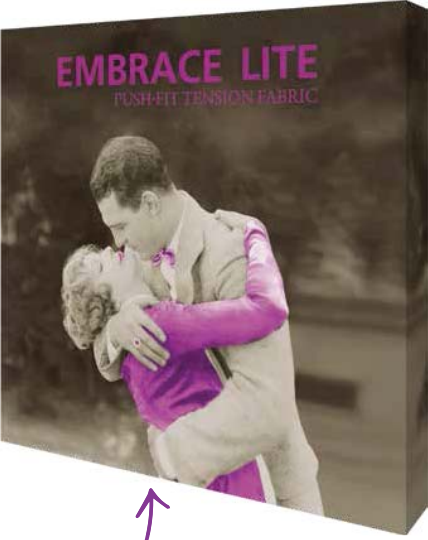
lightweight frame
assembles without tools



perimeter channel bars connect
together with ease



stabilizer feet and carry
bag included



comes in two sizes

Size Options

| size | code | assembled dimensions |
|--------------------|---------------------------------------|----------------------------------|
| 7 1/2' full height | EMB-LITE-3X3FG-S EMB-LITE-3X3FGE-S | Ⓢ 88.5" w x 88.63" h x 13.54" d |
| 10' full height | EMB-LITE-4X3FG-S EMB-LITE-4X3FGE-S | Ⓢ 117.5" w x 88.63" h x 13.54" d |





XCLAIM™

fabric popup

Vector Frame counter tops
are available in your choice of
four color options



KIT 13



10' Exhibit Kits

illuminated wall

KIT 15



KIT 16*



slot wall & storage space

KIT 25*



| name | code | assembled dimensions |
|--------|----------|----------------------------------|
| Kit 02 | VF-K-02A | @ 114.65" w x 94.5" h x 16.18" d |
| Kit 03 | VF-K-03 | @ 112.66" w x 94.5" h x 28" d |
| Kit 04 | VF-K-04A | @ 114.65" w x 94.5" h x 22" d |
| Kit 09 | VF-K-09A | @ 117" w x 102" h x 23" d |
| Kit 10 | VF-K-10A | @ 114" w x 98.7" h x 24.13" d |
| Kit 11 | VF-K-11 | @ 119.5" w x 102" h x 22.75" d |

| name | code | assembled dimensions |
|--------|---------|-----------------------------------|
| Kit 13 | VF-K-13 | @ 119.25" w x 102" h x 19.75" d |
| Kit 15 | VF-K-15 | @ 112" w x 95" h x 19.75" d |
| Kit 16 | VF-K-16 | @ 116" w x 95" h x 21.75" d |
| Kit 25 | VF-K-25 | @ 110.25" w x 94.49" h x 39.37" d |



10' Exhibit Kits

Stand apart from the competition with a clean, sophisticated 10' x 10' or 10' x 20' Vector Frame™ Master exhibit kit. These graphic mural kits feature square-corner extrusion frames and push-fit fabric graphics that cover the entire frame. Vector Frame Master kits are easy to assemble and disassemble.



KIT 02



KIT 03*



KIT 04

R



KIT 09



KIT 10




KIT 11

R

Polished & Versatile

The Xclaim™ fabric popup system features super stretch push-fit fabric graphics that come pre-attached to the collapsible frame to create sleek, polished displays. Displays are available in a variety of sizes and configurations, and the multitude of placement possibilities of the push-fit fabric graphics are endless and customizable! Using a lightweight magnetic collapsible frame, Xclaim displays require no tools for assembly, are portable, durable and set up and pack down fast.



frame is lightweight and portable



magnetic arms for simply assembly



graphics adhere to hubs using push-fit technology



add an optional shelf, available in four color options



lightweight & portable, making transport easy



optional upgrade - Lumina 200 light



Tabletop Kits



5' tabletop
XCLM-2X2-K1



5' tabletop
XCLM-2X2-K2



5' tabletop
XCLM-2X2-K3



5' tabletop
XCLM-2X2-K4

| size | code | assembled dimensions |
|-------------|-------------|---------------------------------|
| 5' tabletop | XCLM-2X2-K1 | Ⓢ 59.11" w x 59.42" h x 12.8" d |
| 5' tabletop | XCLM-2X2-K2 | Ⓢ 59.11" w x 59.42" h x 12.8" d |
| 5' tabletop | XCLM-2X2-K3 | Ⓢ 59.11" w x 59.42" h x 12.8" d |
| 5' tabletop | XCLM-2X2-K4 | Ⓢ 59.11" w x 59.42" h x 12.8" d |

Illuminating & Striking


VECTOR FRAME MASTER LIGHT BOXES

Details

- banners feature 2" aluminum extrusion frames and push-fit silicone-edge fabric graphics
- light boxes feature 4" aluminum extrusion frames with new & improved LED edge lighting & push-fit INTENSITY backlit fabric frames
- single and double-sided graphics offered
- come in OCE, OCS, OCH or OCL hard shipping cases

Size Options

| name | code | graphic width | graphic height | assembled dimensions |
|--------------|-----------------------|---------------|----------------|-----------------------------------|
| Rectangle 01 | VF-R-01 VF-LB-R-01 | 35.31" | 47.125" | Ⓢ 36.3" w x 47.49" h x 19.69" d |
| Rectangle 02 | VF-R-02 VF-LB-R-02 | 35.31" | 70.75" | Ⓢ 36.3" w x 71.12" h x 19.69" d |
| Rectangle 03 | VF-R-03 VF-LB-R-03 | 47.125" | 70.75" | Ⓢ 48.11" w x 71.12" h x 19.69" d |
| Rectangle 04 | VF-R-04 VF-LB-R-04 | 47.125" | 94.375" | Ⓢ 48.11" w x 94.74" h x 19.69" d |
| Rectangle 05 | VF-R-05 VF-LB-R-05 | 118" | 94.375" | Ⓢ 118.98" w x 94.74" h x 19.69" d |
| Rectangle 06 | VF-R-06 VF-LB-R-06 | 35.68" | 94.38" | Ⓢ 35.7" w x 94.74" h x 19.69" d |
| Rectangle 07 | VF-R-07 VF-LB-R-07 | 236.13" | 94.38" | Ⓢ 236.5" w x 94.74" h x 19.69" d |
| Rectangle 08 | VF-R-08 VF-LB-R-08 | 355.19" | 94.38" | Ⓢ 355.19" w x 94.74" h x 19.69" d |
| Square 01 | VF-S-01 VF-LB-S-01 | 35.31" | 35.31" | Ⓢ 36.3" w x 35.68" h x 19.69" d |
| Square 02 | VF-S-02 VF-LB-S-02 | 47.125" | 47.125" | Ⓢ 48.11" w x 47.49" h x 19.69" d |
| Square 03 | VF-S-03 VF-LB-S-03 | 70.75" | 70.75" | Ⓢ 71.73" w x 71.12" h x 19.69" d |
| Square 04 | VF-S-04 VF-LB-S-04 | 94.375" | 94.375" | Ⓢ 95.35" w x 94.74" h x 19.69" d |



RECTANGLE 03

Light Box Assembly



2" banner
extrusion profile




4" light box
extrusion profile



Eye-catching Light Boxes

VECTOR FRAME ESSENTIAL LIGHT BOXES

These sophisticated light boxes have superior aesthetic and assembly qualities and require no tools for assembly! Simply slide each frame piece together, apply the push-fit fabric graphics and plug in. LED lighting comes pre-attached to the frame and swivel lock feet give added stability. These displays are ideal for retail, interior and event environments.




SQUARE 01



frame easily assembles



lights come pre-attached to the frame



easy-to-apply push-fit graphics

Details

- light boxes feature sleek, scratch-resistant white aluminum frames with swivel feet
- LED light strips are pre-attached to the top and bottom of the frame
- includes choice of single or double-sided push-fit INTENSITY backlit fabric graphic
- includes 6' power cord
- comes with reusable cardboard box with handle
- easy to assemble

Size Options

| name | code | graphic width | graphic height | assembled dimensions |
|--------------|----------------|---------------|----------------|--------------------------------|
| Rectangle 01 | VF-ESS-LB-R-01 | 33.88" | 71.88" | Ⓢ 36" w x 72.75" h x 15.75" d |
| Rectangle 02 | VF-ESS-LB-R-02 | 35.88" | 95.88" | Ⓢ 36" w x 96.75" h x 15.75" d |
| Rectangle 03 | VF-ESS-LB-R-03 | 47.88" | 71.88" | Ⓢ 48" w x 72.75" h x 15.75" d |
| Rectangle 04 | VF-ESS-LB-R-04 | 47.88" | 95.88" | Ⓢ 48" w x 96.75" h x 15.75" d |
| Square 01 | VF-ESS-LB-S-01 | 95.88" | 95.88" | Ⓢ 96" w x 96.75" h x 15.75" d |
| Rectangle 05 | VF-ESS-LB-R-05 | 119.88" | 95.88" | Ⓢ 120" w x 96.75" h x 15.75" d |
| Rectangle 06 | VF-ESS-LB-R-06 | 244.13" | 100.5" | Ⓢ 240.5" w x 97" h x 15.75" d |

perfect for retail stores, airports, restaurants and more!

Full Height Kits



2 1/2' full height display
XCLM-1X3-K1




2 1/2' full height display
XCLM-1X3-K2



2 1/2' full height display
XCLM-1X3-K3



2 1/2' full height display
XCLM-1X3-K4



5' full height display
XCLM-2X3-K1



5' full height display
XCLM-2X3-K2

| size | code | assembled dimensions |
|--------------------|-------------|---------------------------------|
| 2 1/2' full height | XCLM-1X3-K1 | Ⓢ 30.30" w x 88.23" h x 12.8" d |
| 2 1/2' full height | XCLM-1X3-K2 | Ⓢ 30.30" w x 88.23" h x 12.8" d |
| 2 1/2' full height | XCLM-1X3-K3 | Ⓢ 30.30" w x 88.23" h x 12.8" d |
| 2 1/2' full height | XCLM-1X3-K4 | Ⓢ 30.30" w x 88.23" h x 12.8" d |
| 5' full height | XCLM-2X3-K1 | Ⓢ 59.11" w x 88.23" h x 12.8" d |
| 5' full height | XCLM-2X3-K2 | Ⓢ 59.11" w x 88.23" h x 12.8" d |



Full Height Kits




7 1/2' full height display
XCLM-3X3-K1



7 1/2' full height display
XCLM-3X3-K2



7 1/2' full height display
XCLM-3X3-K3



7 1/2' full height display
XCLM-3X3-K4



7 1/2' full height display
XCLM-3X3-K5



7 1/2' full height display
XCLM-3X3-K6


Contemporary & Impressive

Make a strong and lasting impression in an interior environment or at your next trade show or event with Vector Frame™ Modular Displays and structures. Wow any audience with the clean, contemporary appearance of this system.



Details


- innovative and displays will captivate and WOW your audience
- geometric shaped backwalls, banners, exhibit kits, counters and light boxes feature durable, easy-to-assemble aluminum extrusion frames and push-fit fabric graphics
- can be reconfigured and customized to create completely tailored solutions



aluminum extrusion frame easy to assemble



easy-to-apply push-fit fabric graphics



add a counter - the perfect addition to any Vector Frame display



VECTOR FRAME™

geometric displays

Full Height Kits



10' full height display
XCLM-4X3-K1



10' full height display
XCLM-4X3-K2




10' full height display
XCLM-4X3-K3

| size | code | assembled dimensions |
|--------------------|-------------|----------------------------------|
| 7 1/2' full height | XCLM-3X3-K1 | Ⓢ 87.92" w x 88.23" h x 12.8" d |
| 7 1/2' full height | XCLM-3X3-K2 | Ⓢ 87.92" w x 88.23" h x 12.8" d |
| 7 1/2' full height | XCLM-3X3-K3 | Ⓢ 87.92" w x 88.23" h x 12.8" d |
| 7 1/2' full height | XCLM-3X3-K4 | Ⓢ 87.92" w x 88.23" h x 12.8" d |
| 7 1/2' full height | XCLM-3X3-K5 | Ⓢ 87.92" w x 88.23" h x 12.8" d |
| 7 1/2' full height | XCLM-3X3-K6 | Ⓢ 87.92" w x 88.23" h x 12.8" d |
| 10' full height | XCLM-4X3-K1 | Ⓢ 116.72" w x 88.23" h x 12.8" d |
| 10' full height | XCLM-4X3-K2 | Ⓢ 116.72" w x 88.23" h x 12.8" d |
| 10' full height | XCLM-4X3-K3 | Ⓢ 116.72" w x 88.23" h x 12.8" d |



Full Height Kits



10' full height display
XCLM-4X3-K4



10' full height display
XCLM-4X3-K5



10' full height display
XCLM-4X3-K6



add an optional shelf,
available in four color options



| size | code | assembled dimensions |
|-----------------|-------------|----------------------------------|
| 10' full height | XCLM-4X3-K4 | Ⓢ 116.72" w x 88.23" h x 12.8" d |
| 10' full height | XCLM-4X3-K5 | Ⓢ 116.72" w x 88.23" h x 12.8" d |
| 10' full height | XCLM-4X3-K6 | Ⓢ 116.72" w x 88.23" h x 12.8" d |

Add a Counter!



COUNTER 03

- 39.38" w x 36.63" h x 15.75" d
- white laminate panel cabinet with UV graphic on the front and laminate top



COUNTER 04

- 74.6" w x 36.61" h x 26.16" d
- white laminate panel cabinet with UV graphic on the front and laminate top



COUNTER 11

- 71.06" w x 36.61" h x 32.72" d
- white laminate panel cabinet with UV graphic on the front and laminate top



COUNTER 14

- 59.06" w x 39.37" h x 23.15" d
- 5ft wide, open white laminate counter
- vinyl can be applied to add color



COUNTER 17

NEW

- 43.31" w x 39.37" h x 23.23" d
- wood top, available in 4 color options
- laminate overlays the extrusion frame and matches counter top color
- light box sides make graphics glow
- three piece assembly for quick setup



COUNTER 18

NEW

- 29.53" w x 39.37" h x 23.23" d
- wood top, available in 4 color options
- laminate overlays the extrusion frame and matches counter top color
- light box slides make graphics glow
- three piece assembly for quick setup

Counters pack flat for UPS and FedEx shipping

| name | code | assembled dimensions |
|------------|--------------------|----------------------------------|
| Counter 01 | HPC-01 | Ⓢ 39.38" w x 39.38" h x 17.75" d |
| Counter 12 | HPC-01-B HPC-12 | Ⓢ 21.9" w x 38.24" h x 17.72" d |
| Counter 02 | HPC-02 | Ⓢ 70.88" w x 39.38" h x 23.63" d |
| Counter 03 | HPC-03 | Ⓢ 39.38" w x 36.63" h x 15.75" d |
| Counter 04 | HPC-04 | Ⓢ 74.6" w x 36.61" h x 26.16" d |
| Counter 11 | RCK-06 | Ⓢ 71.06" w x 36.61" h x 32.72" d |
| Counter 09 | REC-42 | Ⓢ 46" w x 37.5" h x 23" d |

| name | code | assembled dimensions |
|------------|--------|----------------------------------|
| Counter 10 | REC-53 | Ⓢ 64" w x 37.5" h x 30" d |
| Counter 13 | HPC-13 | Ⓢ 47.25" w x 39.37" h x 23.15" d |
| Counter 14 | HPC-14 | Ⓢ 59.06" w x 39.37" h x 23.15" d |
| Counter 17 | HPC-17 | Ⓢ 43.31" w x 39.37" h x 23.23" d |
| Counter 18 | HPC-18 | Ⓢ 29.53" w x 39.37" h x 23.23" d |
| Counter 19 | HPC-19 | Ⓢ 43.31" w x 39.37" h x 23.23" d |
| Counter 20 | HPC-20 | Ⓢ 29.53" w x 39.37" h x 23.23" d |

Select Hybrid Pro counter tops
are available in your choice of
four color options



Add a Counter!



COUNTER 01

- white laminate cabinet with fabric graphic on the front, opaque or backlit



COUNTER 12

- white laminate cabinet with vinyl graphic (-01-B) or fabric graphic (-12), available opaque or backlit



COUNTER 02

- white laminate cabinet with fabric graphic on the front, opaque or backlit



COUNTER 09

- white laminate cabinet with UV graphic on the front, opaque or backlit



COUNTER 10

- white laminate cabinet with UV graphic on the front, opaque or backlit



COUNTER 13

- 47.25" w x 39.37" h x 23.15" d
- 4ft wide, open white laminate counter
- vinyl can be applied to add color



COUNTER 19 NEW

- 43.31" w x 39.37" h x 23.23" d
- sleek and stylish laminated wood counter
- three piece assembly for quick set up
- optional adhesive backed vinyl graphic



COUNTER 20 NEW


- 29.53" w x 39.37" h x 23.23" d
- sleek and stylish laminated wood counter
- three piece assembly for quick set up
- optional adhesive backed vinyl graphic

Select Hybrid Pro counter bodies come in white; other colors available with additional lead time



dove grey black designer white fusion maple

Pyramid Kits




7' display
XCLM-3QP-K1



7' display
XCLM-3QP-K2



10' display
XCLM-6QP-K1



10' display
XCLM-6QP-K2



14' full height display
XCLM-10QP-K1



14' full height display
XCLM-10QP-K2



14' full height display
XCLM-10QP-K3

| size | code | assembled dimensions |
|-----------------|--------------|---------------------------------|
| 7' full height | XCLM-3QP-K1 | 83.51" w x 63.14" h x 12.8" d |
| 7' full height | XCLM-3QP-K2 | 83.51" w x 63.14" h x 12.8" d |
| 10' display | XCLM-6QP-K1 | 124.25" w x 83.51" h x 12.8" d |
| 10' display | XCLM-6QP-K2 | 124.25" w x 83.51" h x 12.8" d |
| 14' full height | XCLM-10QP-K1 | 164.99" w x 103.88" h x 12.8" d |
| 14' full height | XCLM-10QP-K2 | 164.99" w x 103.88" h x 12.8" d |
| 14' full height | XCLM-10QP-K3 | 164.99" w x 103.88" h x 12.8" d |





COYOTE™

popup display systems

20'x20' Island Exhibit Kits

Add counters for reception & extra storage space!



KIT 29

- 12'4" tall 20' x 20' island display
- 13'w x 3'h x 4'd header structure is tubular & features pillowcase fabric graphics
- 8'w x 8'h tower/closet features a shelving & seamless push-fit fabric graphics
- 4'w x 8'h kiosks feature Modulate magnetic tube frame walls & shelving



Isometric View




Overhead View



KIT 32*

- 11'5" tall 20' x 20' island display
- 19'w x 3'h x 12'd oval header structure is tubular & features pillowcase fabric graphics
- 5'w x 8'h closet features accessible storage, shelving & seamless push-fit fabric graphics
- two, 2.5'w x 8'h walls feature shelves perfect for putting products on display
- 5'w x 8'h wall features monitor mount for presentations & demonstrations



Isometric View



Overhead View

No rigging required!

| name | code | assembled dimensions |
|--------|---------|------------------------------------|
| Kit 29 | HP-K-29 | Ⓢ 279.19" w x 149.96" h x 53.54" d |
| Kit 32 | HP-K-32 | Ⓢ 279.19" w x 149.96" h x 53.54" d |



20'x20' Island Exhibit Kits

No rigging required!



KIT 23*

- 14'4" tall 20' x 20' island display
- 14'w x 2'h top rectangular structure is tubular & features pillowcase fabric graphics
- centered rectangular structure features power stretch push-fit fabric graphic
- aluminum extrusion tower and display walls
- 6.5'w x 8'h walls feature shelves, monitor mounts & seamless push-fit fabric graphics



Isometric View



Overhead View



KIT 26*

- 12'6" tall 20' x 20' island display
- 12'w x 3'h top rectangular structure is tubular & features pillowcase fabric graphics
- 8'h walls feature a monitor mount, closet area & seamless push-fit fabric graphics



Isometric View



Overhead View


| name | code | assembled dimensions |
|--------|---------|-------------------------------------|
| Kit 23 | HP-K-23 | Ⓢ 244.33" w x 171.5" h x 168" d |
| Kit 26 | HP-K-26 | Ⓢ 146.22" w x 143.41" h x 146.22" d |

Reliable & Durable


This fully magnetic popup display system provides a graphic or hook & loop receptive fabric backwall. Coyote™ popup displays require no tools for assembly, are portable, versatile, durable and easy to use. The Coyote line features a plethora of accessory options to add such as shelves, monitor mounts and case-to-counter conversion kits and graphics.



frame is lightweight and portable



magnetic arms for simply assembly



rollable graphic panels adhere effortlessly using magnets

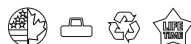

fabric choices

All Coyote popup display systems are available with printed graphic murals or "hook & loop-friendly" fabric panels of your choice. Actual fabric color may vary slightly.

REGAL - SMOOTH EXHIBIT & DISPLAY FABRIC



PREMIER - RIBBED EXHIBIT & DISPLAY FABRIC



Popup Display Size Options



4'w tabletop
COY-KKG-1X1-C




6'w tabletop
COY-KKG-2X1-C



6'w tabletop
COY-KKG-2X2-C



8'w tabletop
COY-KKG-3X2-C



6'w full height
slim-line display system
COY-KKG-2X3-C



8'w full height
standard display system
COY-KKG-3X3-C



10'w full height
standard display system
COY-KKG-4X3-C

20'x20' Island Exhibit Kits

Impressive, turnkey island exhibit solutions!




KIT 19*



- 15'9" tall island display
- heavy-duty aluminum extrusion frame coupled with seamless push-fit SEG fabric graphics
- features two semi-private meeting alcoves with curved frosted plex infills
- storage room features white laminate panels, locking door & monitor mount



Isometric View



Overhead View



KIT 20*



- stands approximately 14' tall and features a 12'd x 4'h circular ring structure, laminated wood structures and fabric graphic walls
- single-sided dye-sublimated push-fit fabric graphics with hook & loop on perimeter
- four internally facing shelving areas feature three 24" x 24" shelves each



Isometric View



Overhead View

No rigging! Freight ship!

| name | code | assembled dimensions |
|--------|---------|-------------------------------------|
| Kit 19 | HP-K-19 | Ⓢ 235.62" w x 189" h x 200.75" d |
| Kit 20 | HP-K-20 | Ⓢ 212.87" w x 163.37" h x 212.37" d |



20'x20' Island Exhibit Kits

Hybrid Pro™ Modular island exhibit kits provide an unparalleled dynamic that elevates and accentuates a message and brand, but also maximizes the return on tradeshow investment. Hybrid Pro Modular offers a collection of 20' x 20' exhibit kits and custom solutions. Heavy-duty aluminum extrusions are coupled with vibrant graphics to create sophisticated, commanding and unforgettable island spaces. All displays and graphics are made in North America.




No rigging required!

KIT 17 / 17B*



- 15'9" tall 20' x 20' island display
- heavy-duty aluminum extrusion tower frame couples with seamless push-fit SEG fabric graphics
- kit 17B does not include the standalone foreground kiosk



HP-K-17
Overhead



HP-K-17
Isometric



HP-K-17-B
Overhead



HP-K-17-B
Isometric



KIT 18*



- 11'10" tall square shaped island display
- square-shaped, heavy-duty aluminum extrusion frame coupled with seamless push-fit SEG fabric graphics
- accessible storage and locking door



Isometric View



Overhead View

| name | code | assembled dimensions |
|-------------------|----------------------|-----------------------------------|
| KIT 17 KIT 17B | HP-K-17 HP-K-17-B | Ⓢ 240" w x 189" h x 240" d |
| KIT 18 | HP-K-18 | Ⓢ 153.5" w x 141.75" h x 153.5" d |

Accessorize



INTERNAL SHELF KIT

- presents products or literature
- comes with 2 clear acrylic shelves to be used horizontally or at 45° angles
- max capacity per shelf = 15 lbs, max per quadrant = 45 lbs
- for use with curved frame only
- lighting package available (not to be stored with display)



MONITOR MOUNT

- fully integrates with straight or curved Coyote™ systems
- one panel cut to fit the monitor*
- VESA bolt compatible
- max weight = 50 lbs
- LCD max size = 23"

Convert your counter!



OCX

- premium latches for maximum strength
- roto molded transit case
- built in wheels, handle
- UPS approved
- optional wood counter available (see p. 176)



ROLL WRAP

- available in carpet or graphic
- converts OCX to a counter
- polymer counter surface exposed
- optional wood counter top can be added in your choice of silver, black, mahogany or natural



STRETCH WRAP

- stretch fabric pullover
- converts OCX to a counter
- polymer counter surface covered by fabric

| size/name | code | assembled dimensions |
|----------------------|---------------|--------------------------------|
| 4" wide tabletop | COY-KKG-1X1-C | Ⓢ 45.5" w x 30.63" h x 12.5" d |
| 6" wide tabletop | COY-KKG-2X1-C | Ⓢ 73" w x 30.63" h x 19.25" d |
| 6" wide tabletop | COY-KKG-2X2-C | Ⓢ 73" w x 59.38" h x 19.25" d |
| 8" wide tabletop | COY-KKG-3X2-C | Ⓢ 97.25" w x 59.38" h x 25" d |
| 6" wide full height | COY-KKG-2X3-C | Ⓢ 73" w x 87.56" h x 25" d |
| 8" wide full height | COY-KKG-3X3-C | Ⓢ 97.25" w x 87.56" h x 25" d |
| 10" wide full height | COY-KKG-4X3-C | Ⓢ 118" w x 87.56" h x 36.5" d |

| size/name | code | assembled dimensions |
|--------------------|-----------|--------------------------------|
| Internal shelf kit | COY-IS-CK | Ⓢ 73" w x 59.38" h x 19.25" d |
| monitor mount | COY-MM | Ⓢ 97.25" w x 59.38" h x 25" d |
| OCX | OCX | Ⓢ 73" w x 87.56" h x 19.25" d |
| OCX roll wrap | OCX-C2C-G | Ⓢ 97.25" w x 87.56" h x 25" d |
| OCX stretch wrap | OCX-SW-G | Ⓢ 102" w x 87.56" h x 20.25" d |



20' Exhibit Kits



| name | code | assembled dimensions |
|--------|---------|-----------------------------------|
| KIT 09 | HP-K-09 | Ⓢ 228.38" w x 94.75" h x 40.13" d |
| KIT 10 | HP-K-10 | Ⓢ 229.25" w x 94.5" h x 42.88" d |
| KIT 11 | HP-K-11 | Ⓢ 222.75" w x 94.75" h x 19.63" d |
| KIT 13 | HP-K-13 | Ⓢ 232.25" w x 94.5" h x 19.63" d |
| KIT 14 | HP-K-14 | Ⓢ 225.13" w x 94.75" h x 41.69" d |
| KIT 15 | HP-K-15 | Ⓢ 233.38" w x 95.63" h x 78.75" d |
| KIT 36 | HP-K-36 | Ⓢ 237.79" w x 94.5" h x 29.72" d |
| KIT 22 | HP-K-22 | Ⓢ 234.69" w x 95.45" h x 1.75" d |
| KIT 25 | HP-K-25 | Ⓢ 221.19" w x 95.45" h x 68.92" d |
| KIT 37 | HP-K-37 | Ⓢ 233.88" w x 94.5" h x 29.72" d |
| KIT 31 | HP-K-31 | Ⓢ 236.47" w x 95.45" h x 33.58" d |

20' Exhibit Kits



Hybrid Pro counter tops
are available in your choice of
four color options






WALL SIGNS

& solutions

10' Exhibit Kits



easy-to-apply push-fit fabric graphics

| name | code | assembled dimensions |
|--------|---------|---------------------------------|
| KIT 07 | HP-K-07 | 115.25" w x 95.63" h x 79.25" d |
| KIT 34 | HP-K-34 | 119.09" w x 94.5" h x 24.04" d |
| KIT 35 | HP-K-35 | 111.41" w x 94.5" h x 29.72" d |
| KIT 24 | HP-K-24 | 114.76" w x 95.45" h x 70.2" d |
| KIT 27 | HP-K-27 | 116.14" w x 94.45" h x 33.17" d |
| KIT 30 | HP-K-30 | 118.36" w x 95.45" h x 30.2" d |



10' Exhibit Kits



KIT 01

R



KIT 02

R



KIT 03

R



KIT 04

R



KIT 05

R



KIT 06

R



Hybrid Pro counter tops are available in your choice of four color options



Counters featured on p. 138-139

| name | code | assembled dimensions |
|--------|---------|---------------------------------|
| KIT 01 | HP-K-01 | 111.25" w x 94.75" h x 34.75" d |
| KIT 02 | HP-K-02 | 115.63" w x 94.5" h x 42.88" d |
| KIT 03 | HP-K-03 | 111.63" w x 94.75" h x 30.38" d |
| KIT 04 | HP-K-04 | 114.13" w x 94.5" h x 33.25" d |
| KIT 05 | HP-K-05 | 114.13" w x 94.5" h x 19.63" d |
| KIT 06 | HP-K-06 | 118.63" w x 94.75" h x 29.5" d |

Dimensional & Channel Letters

Enhance your brand name or message with dimensional letters! Dimensional letters and sign solutions are used in tradeshows and events and in all types of interior spaces. We offer a wide range of options to support your branding and messaging needs!

dimensional letters



Material Options

Our expertly crafted dimensional letters are made with your choice of materials and are typically mounted individually to a wall or structure.

- acrylic
- PVC
- foam
- wood

Finishing Techniques

We can produce letters in all colors - solid colors, woodgrains, you name it! The possibilities are endless.

- paint
- laminated
- foam

Mounting Options

Depending on the application for use, we will work with you to understand the best mounting option for the use and space.

- flush
- standoff
- temporary
- permanent
- adhesive/mechanical

Illumination


A glow will always set your brand apart from the rest! Illumination is a specialty, and we will collaborate with you to understand the type of glow and color that works best for your brand. White is always a popular choice, and we offer a plethora of other RGB color options as well.

channel letters

Channel letter signs are made of a combination of aluminum, acrylic and often times, LED light. We produce channel letters in all types of fonts, colors, and sizes for brand visibility and legibility.

Design

We work with you to define a letter design that meets your branding needs, specs and requirements! We offer a variety of options and can help you choose what's right for the environment and application.



Options

Backlit

Backlit Channel Letters have LED lights at the back of letters that create a halo effect; choose any RGB color or White.

Face Lit

Face Lit Channel Letters are three-dimensional signs constructed with a translucent face, allowing LED lights to be installed inside. Choose any RGB color or White.

Opaque

Opaque Channel Letters are three dimensional letters without lights inside.



Wall Mounted Displays

Trappa Snap frames snap open from the front to allow quick and easy graphic changes. No tools are required. Comes standard with clear protective lenses, fully assembled and ready to hang.

TRAPPA™ POSTER FRAME

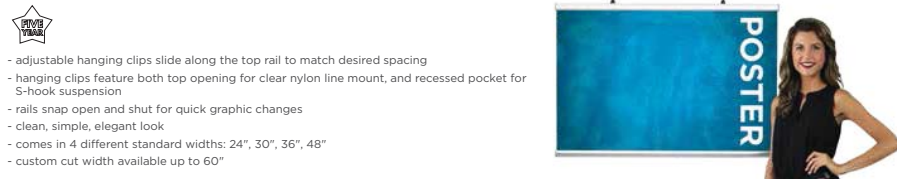


- black or silver anodized finish with precision mitered corners
- spring loaded aluminum extrusions mounted to a high-impact polystyrene backer
- Trappa Frame edges snap open from the front to allow quick and easy graphic changes with no tools required
- available in a wide range of standard sizes & includes a clear anti-glare lens
- custom sizes also offered

| code | insert size | assembled dimensions |
|-------------|----------------|-----------------------|
| TRP2-1-S/B | 8.5" w x 11" h | Ⓢ 9.75" w x 12.25" h |
| TRP2-2-S/B | 11" w x 14" h | Ⓢ 12.25" w x 15.25" h |
| TRP2-11-S/B | 11" w x 17" h | Ⓢ 12.25" w x 18.25" h |
| TRP2-12-S/B | 12" w x 18" h | Ⓢ 13.25" w x 19.25" h |
| TRP2-4-S/B | 16" w x 20" h | Ⓢ 17.25" w x 21.25" h |
| TRP2-5-S/B | 20" w x 24" h | Ⓢ 21.25" w x 25.25" h |


| code | insert size | assembled dimensions |
|-------------|---------------|-----------------------|
| TRP2-6-S/B | 24" w x 36" h | Ⓢ 25.25" w x 37.25" h |
| TRP2-7-S/B | 22" w x 28" h | Ⓢ 23.25" w x 29.25" h |
| TRP2-8-S/B | 24" w x 30" h | Ⓢ 25.25" w x 31.25" h |
| TRP2-9-S/B | 30" w x 40" h | Ⓢ 31.25" w x 41.25" h |
| TRP2-10-S/B | 18" w x 24" h | Ⓢ 19.25" w x 25.25" h |

POSTER SNAPPER



- adjustable hanging clips slide along the top rail to match desired spacing
- hanging clips feature both top opening for clear nylon line mount, and recessed pocket for S-hook suspension
- rails snap open and shut for quick graphic changes
- clean, simple, elegant look
- comes in 4 different standard widths: 24", 30", 36", 48"
- custom cut width available up to 60"

TRAPPA LIGHT BOX



- only 1" thick (single-sided only)
- 50,000 hour bulb life
- evenly distributed light via LED diffuser panel
- snap frames allow easy graphic changes
- wall mounting hardware
- power supply with 78" cord
- must ship freight

| name | width | height | code | assembled dimensions |
|--------------|-------|--------|---------------|-------------------------------|
| Light box 03 | 24" | 36" | LED-SNAP-03-2 | Ⓢ 25.75" w x 37.75" h x 11" d |
| Light box 04 | 30" | 40" | LED-SNAP-04-2 | Ⓢ 31.75" w x 41.75" h x 11" d |
| Light box 05 | 36" | 48" | LED-SNAP-05-2 | Ⓢ 37.75" w x 49.75" h x 11" d |



Impactful & Sophisticated

Hybrid Pro™ Modular exhibits are versatile, striking and reconfigurable displays that combine quality aluminum extrusion frames with vibrant push-fit fabric graphics to create sophisticated exhibits perfect for tradeshow and event applications.



Details

- uniquely designed exhibit backwalls and counters feature heavy-duty aluminum frames and push-fit fabric graphics
- accents include tables, monitor mounts, interior LED lighting and more
- 10' x 20' Inline displays reconfigure to 10'x10' versions, increasing the value and investment
- counters can be mixed and matched, and used for non-tradeshow applications
- frames and graphics are quality manufactured in North America



easy-to-apply push-fit fabric graphics



add a counter - the perfect addition to any Hybrid Pro backwall display





HYBRID PRO™

modular

Wall Mounted Displays

Vector Frame™ Edge fabric poster displays combine durable, slim 3/4" lightweight aluminum extrusion frames and easy-to-apply push-fit fabric graphics. Custom frame sizes are available.

VECTOR FRAME™ EDGE

Details

- slim, lightweight 3/4" aluminum frame
- easy-to-apply push-fit fabric graphic
- direct to wall mounting
- custom frame sizes available

Size Options

| name | code | assembled dimensions |
|--------------|----------|--------------------------------|
| Square 01 | VFE-S-01 | ⊗ 11.8" w x 11.8" h x .79" d |
| Square 02 | VFE-S-02 | ⊗ 26.3" w x 26.3" h x .79" d |
| Square 03 | VFE-S-03 | ⊗ 35.43" w x 35.43" h x .79" d |
| Square 04 | VFE-S-04 | ⊗ 47.24" w x 47.24" h x .79" d |
| Square 05 | VFE-S-05 | ⊗ 59.06" w x 59.06" h x .79" d |
| Rectangle 01 | VFE-R-01 | ⊗ 11.8" w x 23.62" h x .79" d |
| Rectangle 02 | VFE-R-02 | ⊗ 11.8" w x 35.43" h x .79" d |
| Rectangle 03 | VFE-R-03 | ⊗ 23.62" w x 35.43" h x .79" d |
| Rectangle 04 | VFE-R-04 | ⊗ 23.62" w x 47.24" h x .79" d |



lightweight extrusion frame and easy-to-apply push-fit fabric graphics!




Use for ads in retail settings
or any type of interior!





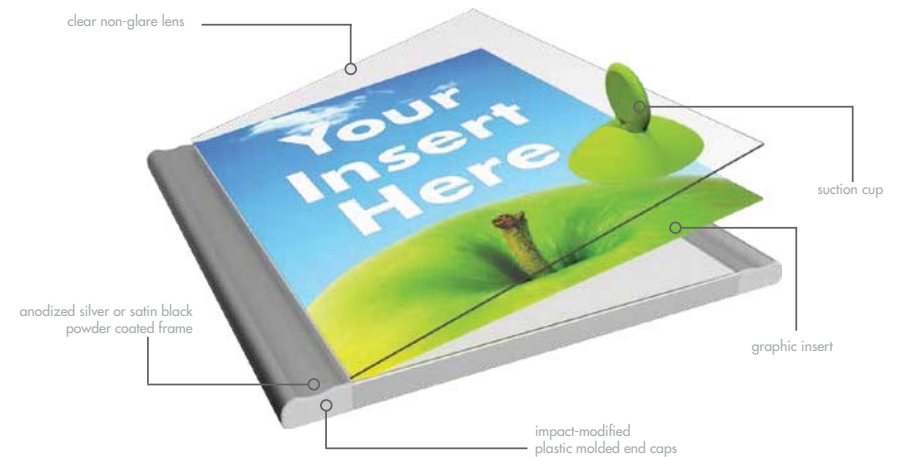
CURVED SYSTEM

■ WALL SIGNS ■ DIRECTORIES ■ PROJECTED & SUSPENDED SIGNS



- \\ Aluminum frame extrusions are offered from 4" to 48" wide, at varying heights
- \\ Frames are available in anodized silver or powder coated black
- \\ Plastic end caps are offered in gray or black
- \\ Frames come standard with a clear, non-glare lens
- \\ Tape mounting included, holes are an additional cost
- \\ Custom lengths available





- \\ Aluminum frame extrusions are offered from 6" to 32" wide, at varying heights
- \\ Frames include round or square-shaped profile
- \\ Frames are available in anodized silver or powder-coated black
- \\ Plastic end caps are offered in gray or black
- \\ Frames come standard with a clear, non-glare lens
- \\ Tape mounting included, holes are an additional cost
- \\ Custom lengths available

Conference Walls & Rooms

Ergonomically designed, Formulate® walls combine the latest developments in fabric printed technology with gently curved 50mm aluminum frames to create private, cozy and stylish conference areas within any space.



C-SHAPED WALL

- 7' tall at 7'4" diameter

| name | code | assembled dimensions |
|---------------|--------|-----------------------------|
| C-shaped wall | C-WALL | @, 89.59" w x 84" h x 60" d |



CONFERENCE WALL*

- features two fabric walls and a sheer fabric canopy
- large enough to house a small table and four chairs

| name | code | assembled dimensions |
|-----------------|-----------|----------------------|
| Conference wall | C-WALL-02 | @, 108" w x 102" h |



CHIP-SHAPED WALL* *R*

- potato chip shaped structure that stands 8' tall and is 9'3" wide


| name | code | assembled dimensions |
|------------------|-----------|-----------------------------|
| Chip-shaped wall | CHIP-WALL | @, 111" w x 96" h x 61.9" d |



CHIP-SHAPED WALL*

- curved conference room divider that stands 6'4" tall and is 9'5" wide


| name | code | assembled dimensions |
|---------------------|--------------|----------------------|
| Chip-shaped wall 02 | CHIP-WALL-02 | @, 111" w x 75.6" h |



SURF*

- C-shaped multimedia display that stands 11'4" tall with a width of 7'7"
- curved shape sustained by supporting legs
- monitor mounts included

| name | code | assembled dimensions |
|-----------------|-----------|----------------------------------|
| Surf video wall | SURF-WALL | @, 92" w x 136.69" h x 120.93" d |



overhead perspective





TREE HOUSE *R*

- cylinder-shaped space perfect for meetings, graphical displays, projected presentations, a theater setting
- 15' in diameter, 8' tall and features two 7' tall doorways, encouraging traffic flow

| name | code | assembled dimensions |
|-----------------|--------------|----------------------|
| Tree house room | TREEHOUSE-RM | @, 180" w x 96" h |

Arches

Formulate® Arches add architecture and design to any event or interior space! Easily create and define a stunning entryway, focal point or stage set at your next tradeshow or event. Custom sizes also available.



overhead perspective

ARCH 01 12'

- 8' tall, spans 11 1/2' wide, 8' deep at the bases
- two monitor mounts* are included, externally facing, adding a bonus opportunity to display messaging & branding
- shown in a 12' space

| name | code | assembled dimensions |
|---------|---------|---------------------------------|
| Arch 01 | ARCH-01 | @, 136.56" w x 95.31" h x 92" d |



ARCH 02 10'

- 7 2/3' tall, spans 9 1/2' wide and is nearly 5' deep at the bases
- shown in a 10' space


| name | code | assembled dimensions |
|---------|---------|------------------------------|
| Arch 02 | ARCH-02 | @, 114" w x 91.83" h x 58" d |



ARCH 03 20'

- 11 1/2' tall, spans 19 1/2' wide and is 8' deep at the bases
- fits perfectly in a 20' x 20' island space - shown in a 20' space

| name | code | assembled dimensions |
|---------|---------|-------------------------------|
| Arch 03 | ARCH-03 | @, 229.58" w x 136" h x 96" d |



ARCH 06 17'

- 12 1/2' tall, spans 17' wide and 5'4" deep
- three dimensional shape for added impact

| name | code | assembled dimensions |
|---------|---------|--------------------------------------|
| Arch 06 | ARCH-06 | @, 285.19" w x 140.37" h x 153.43" d |



ARCH 07 10'

- 7 1/2' tall, spans 10' wide and 4' 7/8" deep

| name | code | assembled dimensions |
|---------|---------|-------------------------------|
| Arch 07 | ARCH-07 | @, 121" w x 90.5" h x 58.5" d |

FABRIC

Structures & Displays



MODULATE[®]
magnetic

mix & match **FORMULATE STRUCTURES**



Print new graphics to extend the life of your display!



Towers

Mix and match the Formulate line of towers to add architecture and drama to any event or interior space. Cylinder, Rectangular and Shield-shaped towers come in 12', 10' and 8' heights and 3' square/diameters at the tops and bottoms.

| size | name | code | assembled dimensions |
|------|-------------------|--------------|--------------------------------|
| 10'h | Tower 02 | TOWER-02 | Ⓞ 60.15" w x 120" h x 54.48" d |
| 12'h | Shield Tower 03 | SHD-TOWER-03 | Ⓞ 35.92" w x 144" h x 59.42" d |
| 10'h | Shield Tower 02 | SHD-TOWER-02 | Ⓞ 36" w x 120" h x 59.5" d |
| 8'h | Shield Tower 01 | SHD-TOWER-01 | Ⓞ 35.92" w x 96" h x 59.42" d |
| 12'h | Cylinder Tower 01 | CYL-01 | Ⓞ 36" w x 144" h x 36" d |
| 10'h | Cylinder Tower 02 | CYL-02 | Ⓞ 36" w x 120" h x 36" d |
| 8'h | Cylinder Tower 03 | CYL-03 | Ⓞ 36" w x 96" h x 36" d |



10' TOWER

Also available without shelving



12' SHIELD TOWER



10' SHIELD TOWER



8' SHIELD TOWER



12' CYLINDER TOWER



10' CYLINDER TOWER



8' CYLINDER TOWER

Unique & Functional

Modulate® allows for customized configurations of banners and backwalls with the use of **MAGNETIZED** frames. Aluminum tube frames are coupled with zipper pillowcase fabric graphics to create versatile, eye-catching displays.

mix and match multiple uniquely shaped banners

CHOOSE FROM CONVEX, CONCAVE AND STRAIGHT

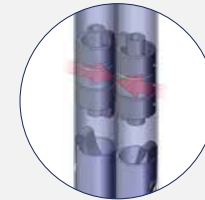


Simply assemble frames, add graphics and place desired frames next to one another!

magnetized connection



high-powered internal magnets for connection of frames



Mix & Match

CONVEX & CONCAVE SHAPED BANNERS



BANNER 1



BANNER 2



BANNER 3



BANNER 4



BANNER 5



BANNER 6

Size Options

| size/name | code | assembled dimensions |
|-----------|-----------------|-----------------------------------|
| Banner 1 | MOD-FRM-01-M-TL | Ⓢ 60" w x 96" h x 19" d |
| Banner 2 | MOD-FRM-02-M-TL | Ⓢ 60" w x 96" h x 19.3" d |
| Banner 3 | MOD-FRM-03-M-TL | Ⓢ 35" w x 96" h x 17.72" d |
| Banner 4 | MOD-FRM-04-M-TL | Ⓢ 35" w x 96" h x 17.72" d |
| Banner 5 | MOD-FRM-05-M-TL | Ⓢ 112.58" w x 92.36" h x 31.23" d |
| Banner 6 | MOD-FRM-06-M-TL | Ⓢ 45.74" w x 96" h x 17.72" d |
| Banner 7 | MOD-FRM-07-M-TL | Ⓢ 90.78" w x 92" h x 17.72" d |
| Banner 8 | MOD-FRM-08-M-TL | Ⓢ 46.7" w x 92" h x 17.72" d |
| Banner 9 | MOD-FRM-09-M-TL | Ⓢ 66.74" w x 96" h x 17.72" d |
| Banner 10 | MOD-FRM-10-M-TL | Ⓢ 32.74" w x 96" h x 17.72" d |
| Banner 11 | MOD-FRM-11-M-TL | Ⓢ 43.74" w x 92" h x 17.72" d |
| Banner 12 | MOD-FRM-12-M-TL | Ⓢ 96.34" w x 48.39" h x 17.72" d |
| Banner 13 | MOD-FRM-13-M-TL | Ⓢ 48.74" w x 96" h x 17.72" d |
| Banner 14 | MOD-FRM-14-M-TL | Ⓢ 96.7" w x 96" h x 17.7" d |

MODULATE COUNTER



back view

- magnetic, tubular frame with snap buttons
- fabric graphic attaches via hook and loop around the frame & zips in the back
- internal shelf provides area to store materials
- portable carry bag makes transport simple
- counter top is available in your choice of four color options

| code | assembled dimensions |
|------------|-----------------------------|
| MOD-CNTR-M | Ⓢ 31.5" w x 40" h x 23.5" d |

Towers

Mix and match the Formulate® line of towers to add architecture and drama to any event or interior space. Cylinder-shaped, Rectangular-shaped and Shield-shaped towers come in 12', 10' and 8' heights and 3' square/diameters at the tops and bottoms. They combine the latest developments in fabric printed technology with aluminum tube frames to add dimension, décor and sculpture to any event, stage set, tradeshow booth or interior space. Custom sizes also available.


FORMULATE TOWERS

Custom sizes available!

| size | name | code | assembled dimensions |
|----------|-----------------------------|-----------|--------------------------|
| 3' x 12' | Four Sided Tower 01 | COL-01 | Ⓢ 36" w x 144" h x 36" d |
| 3' x 10' | Four Sided Tower 02 | COL-02 | Ⓢ 36" w x 120" h x 36" d |
| 3' x 8' | Four Sided Tower 03 | COL-03 | Ⓢ 36" w x 96" h x 36" d |
| 3' x 12' | Backlit Four Sided Tower 01 | COL-01-BL | Ⓢ 36" w x 144" h x 36" d |
| 3' x 10' | Backlit Four Sided Tower 02 | COL-02-BL | Ⓢ 36" w x 120" h x 36" d |
| 3' x 8' | Backlit Four Sided Tower 03 | COL-03-BL | Ⓢ 36" w x 96" h x 36" d |



12' FOUR SIDED TOWER



10' FOUR SIDED TOWER



8' FOUR SIDED TOWER



12' BACKLIT FOUR SIDED TOWER



10' BACKLIT FOUR SIDED TOWER



8' BACKLIT FOUR SIDED TOWER



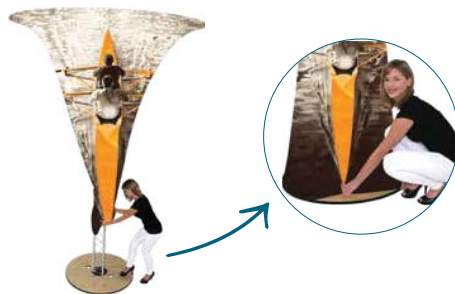
Funnels

Versatile Formulate® Funnels transform any environment through form, fabric and lighting. Formulate Funnels have an hourglass shape, come in 20', 16' and 12' heights and have 8' diameters at the top and 3 1/2' diameters at the bottom. Funnels feature a heavy-duty, wooden base and silver brushed coated truss interior to create a dynamic, towering structure that commands attention. Fabric graphics feature a zipper at the top and a silicone edge at the bottom for easy assembly.

FORMULATE FUNNELS




| size | name | code | assembled dimensions |
|------|-----------|--------|---------------------------------|
| 20'h | Funnel 01 | FUN-01 | Ⓢ 98.5" w x 237" h x 98.5" d |
| 16'h | Funnel 02 | FUN-02 | Ⓢ 98.5" w x 188.41" h x 98.5" d |
| 12'h | Funnel 03 | FUN-03 | Ⓢ 98.5" w x 140.97" h x 98.5" d |
| 16'h | Funnel 04 | FUN-04 | Ⓢ 98.5" w x 188.42" h |



Silicone edge at the bottom of the graphic for easy assembly

Design Your Own Combinations

STRAIGHT BANNERS



Accessorize

MODULATE DOOR



| code | assembled dimensions |
|------------|--------------------------|
| MOD-DOOR-M | Ⓢ 48" w x 96" h x 118" d |

door handle

ACCENT LADDERS

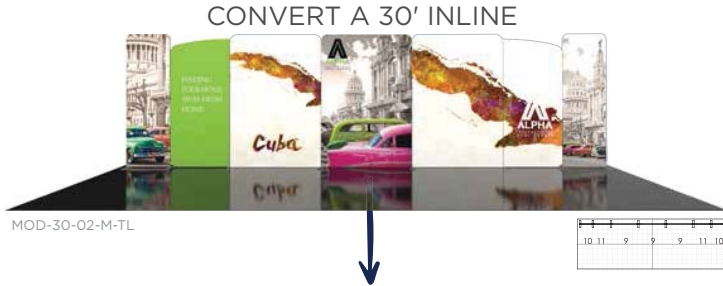


| code | assembled dimensions |
|-----------|-------------------------------|
| MOD-ML-01 | Ⓢ 31.5" w x 92.2" h x 23.5" d |
| MOD-ML-02 | Ⓢ 31.5" w x 96.2" h x 23.5" d |



Reconfigure For Your Needs!

If you have a tradeshow schedule where you have multiple size spaces to plan for, Modulate® pre-defined 30' inline kits can reconfigure easily into smaller exhibit sizes with no extra parts or packaging! **MAGNETIC** frames connect quickly and easily. **Maximize your value in a versatile, reconfigurable system.**



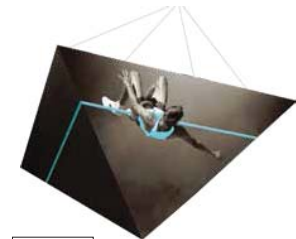
Master Hanging Structures

RECTANGLE



8'w x 2'h/3'h/4'h/5'h/6'h
10'w x 2'h/3'h/4'h/5'h/6'h
12'w x 2'h/3'h/4'h/5'h/6'h
14'w x 2'h/3'h/4'h/5'h/6'h
16'w x 2'h/3'h/4'h/5'h/6'h
18'w x 2'h/3'h/4'h/5'h/6'h
20'w x 2'h/3'h/4'h/5'h/6'h

FOUR-SIDED PYRAMID



10'w x 5'h
12'w x 6'h
16'w x 8'h
20'w x 10'h

RECTANGLE



8'w x 2'h/3'h/4'h/5'h/6'h
10'w x 2'h/3'h/4'h/5'h/6'h
12'w x 2'h/3'h/4'h/5'h/6'h
14'w x 2'h/3'h/4'h/5'h/6'h
16'w x 2'h/3'h/4'h/5'h/6'h

DISC



8' diameter
10' diameter
12' diameter
14' diameter
16' diameter
18' diameter
20' diameter

S-CURVE



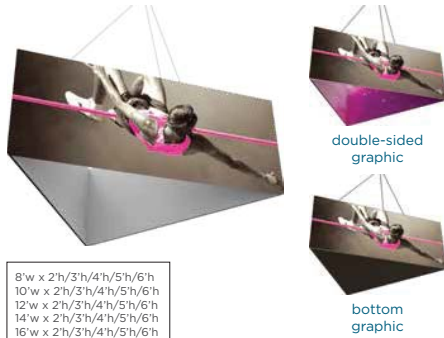
8'w x 2'h/3'h/4'h/5'h/6'h
10'w x 2'h/3'h/4'h/5'h/6'h
12'w x 2'h/3'h/4'h/5'h/6'h
14'w x 2'h/3'h/4'h/5'h/6'h
16'w x 2'h/3'h/4'h/5'h/6'h
18'w x 2'h/3'h/4'h/5'h/6'h
20'w x 2'h/3'h/4'h/5'h/6'h

Certain shapes and sizes available for rent!




Master Hanging Structures

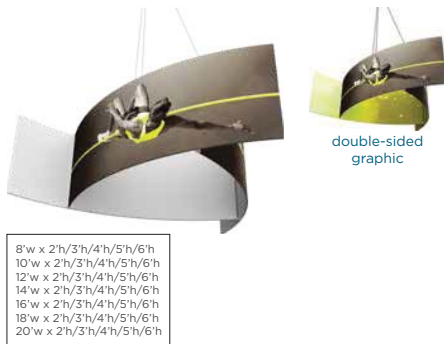
TRIANGLE




CONVEX TRIANGLE (SHIELD)




PINWHEEL



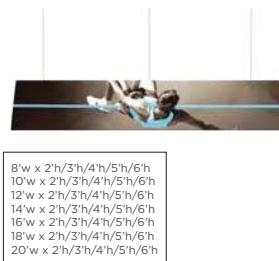
FOOTBALL



CURVE



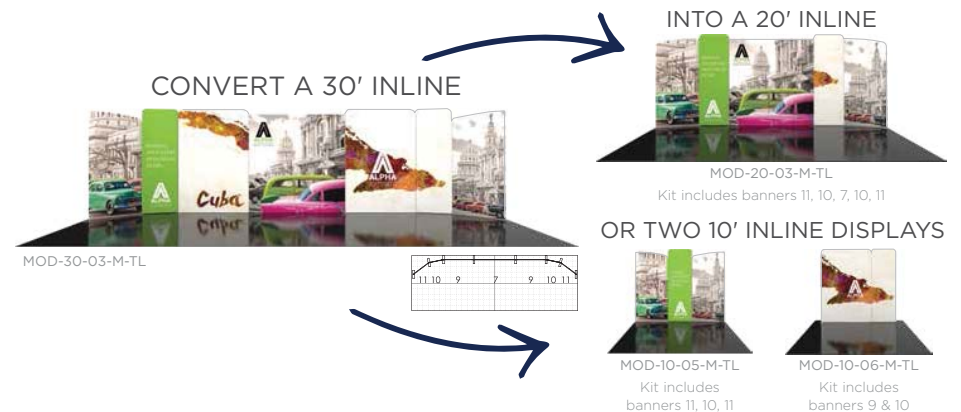
PANEL



Reconfigure For Your Needs!



Modulate uses universal, patented magnetic connectors!





FORMULATE[®]
essential

Master Hanging Structures

RING

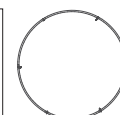


double-sided
graphic

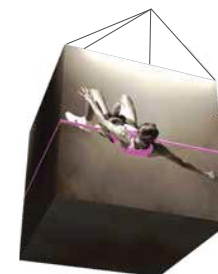


bottom
graphic

8" diam. x 2'h/3'h/4'h/5'h/6'h
10" diam. x 2'h/3'h/4'h/5'h/6'h
12" diam. x 2'h/3'h/4'h/5'h/6'h
14" diam. x 2'h/3'h/4'h/5'h/6'h
16" diam. x 2'h/3'h/4'h/5'h/6'h
18" diam. x 2'h/3'h/4'h/5'h/6'h
20" diam. x 2'h/3'h/4'h/5'h/6'h




CUBE



illuminated
cube

3'w x 3'h
4'w x 4'h
6'w x 6'h
8'w x 8'h
10'w x 10'h



*illuminated cube
also available

SQUARE

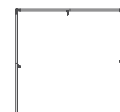


double-sided
graphic




bottom
graphic

8'w x 2'h/3'h/4'h/5'h/6'h
10'w x 2'h/3'h/4'h/5'h/6'h
12'w x 2'h/3'h/4'h/5'h/6'h
14'w x 2'h/3'h/4'h/5'h/6'h
16'w x 2'h/3'h/4'h/5'h/6'h
18'w x 2'h/3'h/4'h/5'h/6'h
20'w x 2'h/3'h/4'h/5'h/6'h

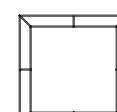


TAPERED SQUARE



double-sided
graphic

8'w x 2'h/3'h/4'h/5'h/6'h
10'w x 2'h/3'h/4'h/5'h/6'h
12'w x 2'h/3'h/4'h/5'h/6'h
14'w x 2'h/3'h/4'h/5'h/6'h
16'w x 2'h/3'h/4'h/5'h/6'h
18'w x 2'h/3'h/4'h/5'h/6'h
20'w x 2'h/3'h/4'h/5'h/6'h



Essential Hanging Structures


RING



double-sided graphic




bottom graphic



| size | code |
|----------------|----------------|
| 8' dia. x 2'h | ESS-RNG-0802-2 |
| 8' dia. x 3'h | ESS-RNG-0803-2 |
| 8' dia. x 4'h | ESS-RNG-0804-2 |
| 10' dia. x 2'h | ESS-RNG-1002-2 |
| 10' dia. x 3'h | ESS-RNG-1003-2 |
| 10' dia. x 4'h | ESS-RNG-1004-2 |
| 12' dia. x 2'h | ESS-RNG-1202-2 |
| 12' dia. x 3'h | ESS-RNG-1203-2 |
| 12' dia. x 4'h | ESS-RNG-1204-2 |

SQUARE



double-sided graphic



bottom graphic



| size | code |
|------------|----------------|
| 8'w x 2'h | ESS-SQU-0802-2 |
| 8'w x 3'h | ESS-SQU-0803-2 |
| 8'w x 4'h | ESS-SQU-0804-2 |
| 10'w x 2'h | ESS-SQU-1002-2 |
| 10'w x 3'h | ESS-SQU-1003-2 |
| 10'w x 4'h | ESS-SQU-1004-2 |
| 12'w x 2'h | ESS-SQU-1202-2 |
| 12'w x 3'h | ESS-SQU-1203-2 |
| 12'w x 4'h | ESS-SQU-1204-2 |

Sleek & Portable

Formulate® Essential banner displays feature basic tubular frames coupled with pillowcase fabric graphics. The economy tube frames come with a one year limited warranty. Simply pull the graphic over the frame.



- standard depth = 14.75"
- offered in seven widths
- straight aluminum tube frame
- rounded corners
- bungee cords for easy assembly
- sturdy feet anchor the display
- comes with single or double-sided pillowcase fabric graphic
- comes with carry bag

| code | width | height | assembled dimensions |
|-----------------|--------|--------|----------------------------|
| FMLT-E-S-600-2 | 23.5" | 91.63" | ⊗ 25" w x 92" h x 15" d |
| FMLT-E-S-800-2 | 31.5" | 91.63" | ⊗ 33" w x 92" h x 15" d |
| FMLT-E-S-850-2 | 33.5" | 91.63" | ⊗ 35" w x 92" h x 15" d |
| FMLT-E-S-920-2 | 36.5" | 91.63" | ⊗ 37.75" w x 92" h x 15" d |
| FMLT-E-S-1000-2 | 39.5" | 91.63" | ⊗ 40.9" w x 92" h x 15" d |
| FMLT-E-S-1200-2 | 47.25" | 91.63" | ⊗ 48.75" w x 92" h x 15" d |
| FMLT-E-S-1500-2 | 59" | 91.63" | ⊗ 60.5" w x 92" h x 15" d |

comes with single or double-sided graphic



bungee corded poles allow for simple assembly



easy-to-apply pillowcase fabric graphics



Essential Displays

FORMULATE ESSENTIAL TABLETOP DISPLAYS

- Formulate® Essential Tabletop economy aluminum tube frames feature bungee cords, rounded corners and come with a one year limited warranty
- simply pull the pillowcase fabric graphic over the frame and zip
- all displays have an overall height of 5' and fit on an 8' wide table and come with a canvas carry bag

| size | code | assembled dimensions |
|-------------|-----------------|--------------------------------|
| 8' tabletop | FMLT-ESS-STT-01 | 72.25" w x 60.25" h x 17.75" d |

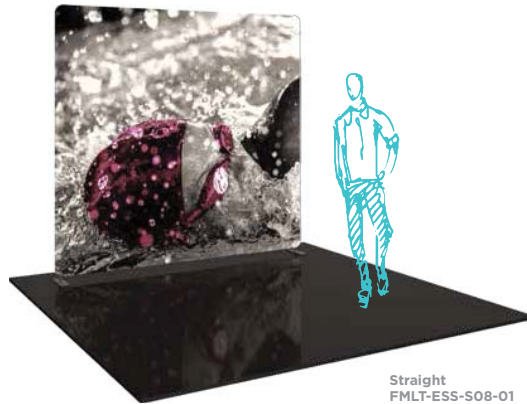


Straight
FMLT-ESS-STT-01

FORMULATE ESSENTIAL 8' DISPLAYS

- Formulate® Essential 8' economy aluminum tube frames feature bungee cords, rounded corners and come with a one year limited warranty
- simply pull the pillowcase fabric graphic over the frame and zip
- all displays come with a canvas carry bag

| size | code | assembled dimensions |
|-------------|-----------------|--------------------------------|
| 8' straight | FMLT-ESS-S08-01 | 98.75" w x 89.25" h x 17.75" d |

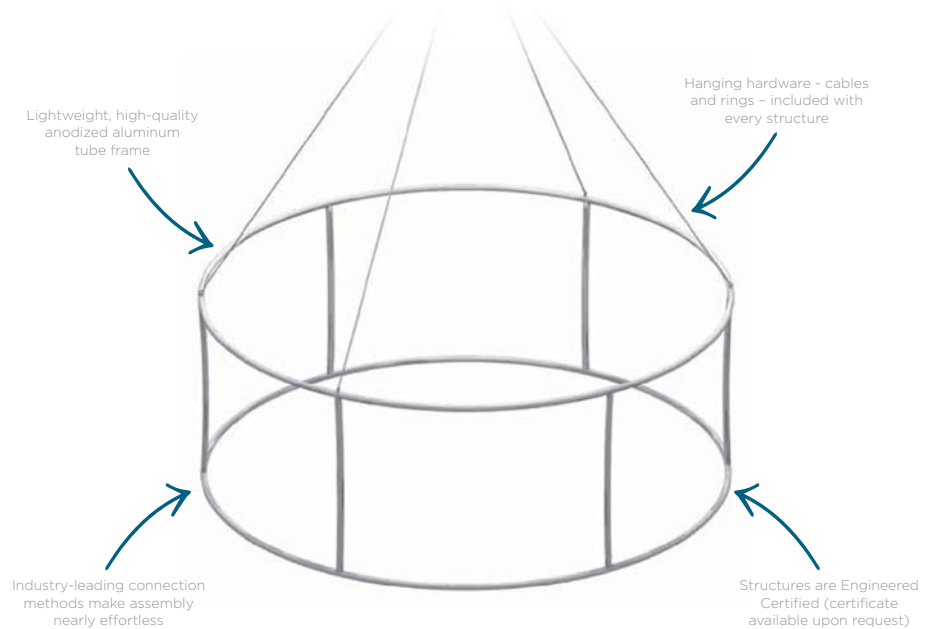


Straight
FMLT-ESS-S08-01

*Easy-to-apply
pillowcase fabric graphics!*

Impressive & Striking

Formulate® Hanging Structures and signs are ideal for attracting attention or for use as a focal point at an event or in an interior space by projecting messaging from all angles and drawing the eye to a brand! Available in three collections including Essential (economy), Master (mid-range) and Custom (premium), it is easy to find the hanging sign that fits your need.



Industry-leading connection methods make assembly nearly effortless

Hanging hardware - cables and rings - included with every structure

Structures are Engineered Certified (certificate available upon request)

graphic options

BLANK, SINGLE-SIDED, DOUBLE-SIDED AND ZIP-IN
BLANK AND PRINTED BOTTOM PANELS



Essential graphics do not include a liner

Fabric printing process provides G7 color-certified, SUPERIOR brilliant and vivid graphics

Tensioned, zippered pillowcase style fabric graphics are hand-sewn in North America, durable and dry-cleanable





FORMULATE[®]

hanging + architectural structures

FORMULATE ESSENTIAL 10' DISPLAYS

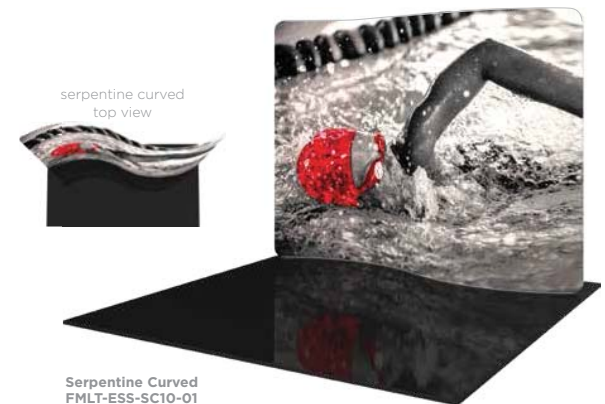
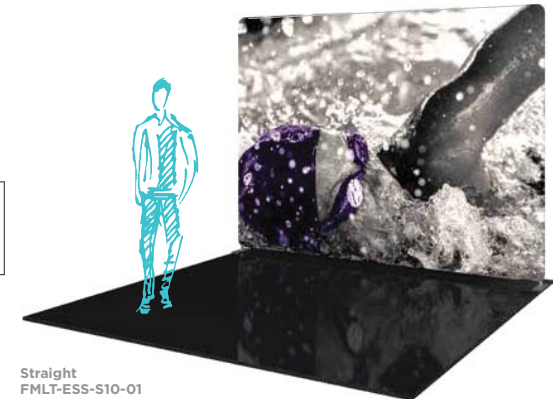
- Formulate[®] Essential 10' economy aluminum tube frames feature bungee cords, rounded corners and come with a one year limited warranty
- simply pull the pillowcase fabric graphic over the frame and zip
- all displays come with a canvas carry bag

| size | code | assembled dimensions |
|-----------------------|-----------------|----------------------------------|
| 10' straight | FMLT-ESS-S10-01 | @ 98.75" w x 89.25" h x 17.75" d |
| 10' serpentine curved | FMLT-E-SC10-01 | @ 121" w x 89.25" h x 19" d |



Bungee corded poles allow for simple assembly

Essential Displays





FORMULATE[®]
master

the industry's choice
FOR CUSTOM DISPLAYS



UNIQUELY DESIGNED | CUSTOM BUILT

Add a Counter!

Formulate® counters couple lightweight hardware with state-of-the-art printed stretch silicone edge push-fit fabric graphics to create funky and functional reception stands.



| name | code | assembled dimensions |
|-----------|--------|-------------------------------|
| Pillar | W-01-C | Ⓢ 31.5" w x 38" h x 15.75" d |
| Half moon | W-02-C | Ⓢ 42" w x 38" h x 18" d |
| Ellipse | W-03-C | Ⓢ 46" w x 38" h x 20" d |
| Bullet | W-04-C | Ⓢ 46" w x 38" h x 20" d |
| Oval | W-05-C | Ⓢ 47.28" w x 38" h x 23.75" d |

| name | code | assembled dimensions |
|--------|-----------|--------------------------------|
| Bar 02 | W-06-C-02 | Ⓢ 83.5" w x 37.8" h x 34.13" d |
| Bar 03 | W-06-C-03 | Ⓢ 110" w x 37.8" h x 24" d |
| Bar 04 | W-06-C-04 | Ⓢ 120" w x 37.8" h x 24" d |
| Bar 05 | W-06-C-05 | Ⓢ 120" w x 37.8" h x 24" d |
| Bar 06 | W-06-C-06 | Ⓢ 120" w x 37.8" h x 24" d |
| Bar 07 | W-06-C-07 | Ⓢ 120" w x 37.8" h x 24" d |

Stylish & Functional

Sophisticated yet simple, Formulate® Master 8', 10', 12', 15' and 20' Straight, Horizontal Curved, Vertical Curved and Serpentine Curved backwalls combine pillowcase fabric graphics with lightweight aluminum tube frames. Formulate Master displays are more sophisticated and robust than Formulate Essential backwalls and are designed to support a variety of accent ladders and connectors.

choose a backwall shape and size

STRAIGHT, HORIZONTAL CURVED, VERTICAL CURVED AND SERPENTINE CURVED



- 8', 10', 12', 15', 20' wide

- 8', 10', 20' wide

- 8', 10', 20' wide



- 20' wide only

Formulate displays add a professional, timeless and stylish appearance!



aluminum tube frames are lightweight for easy push-button assembly



simply pull the zipper pillowcase fabric graphics over the frame



Accessorize

First, choose from Formulate Master 10', 12', 15' & 20' backwalls. Then accessorize to add functionality, shelving and areas for more messaging.

Formulate Master backwall accents provide enhanced functionality and real estate for messaging. Choose from unique and designer options including shelving, surface areas, monitor displays and additional space for messaging.



Impress and add function to your Formulate backwall!

Accent Ladders




ACCENT 01
Pillowcase fabric graphic



ACCENT 02

Three 20" w shelves and top and bottom printed infill panels



ACCENT 03

Choice of right-hand or left-hand arm tables, no table, top and bottom printed infill panels; fits a medium sized monitor*



ACCENT 04
Features a 36" w table, top and bottom hook & loop applied printed fabric graphics and hardware mounts for a medium sized monitor*



ACCENT 07
Two 30" w shelves and a 36" w fabric counter adds space for small products to be displayed with style

Add illumination! LED display lighting options available



| size | code | assembled dimensions |
|-----------|---------------|-------------------------------|
| Accent 01 | FMLT-WL01 | Ⓢ 23.6" w x 92.7" h x 17.7" d |
| Accent 02 | FMLT-WL02 | Ⓢ 23.6" w x 92.7" h x 26.6" d |
| Accent 03 | FMLT-WL03-L/R | Ⓢ 23.6" w x 92.7" h x 26.6" d |
| Accent 04 | FMLT-WL04 | Ⓢ 37.4" w x 92.4" h x 29.4" d |
| Accent 07 | FMLT-WL07 | Ⓢ 36" w x 93.43" h x 18.21" d |


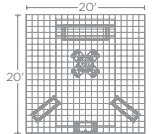
20' x 20' Island Exhibit Kits



KIT 09

- combines state-of-the-art zipper pillowcase fabric graphics with advanced lightweight aluminum tubing
- I-shaped structure features a roof-top that extends 18" into exhibit space
- structurally supported by laminated counter and anchors to two accent walls
- two double-sided fabric graphic walls set at a 45 degree angle

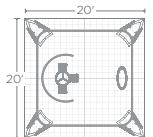
| name | code | assembled dimensions |
|--------|-----------|----------------------|
| kit 09 | CFAB-K-09 | Ⓢ 240" w x 240" d |



KIT 10*

- combines state-of-the-art zipper pillowcase fabric graphics with advanced lightweight aluminum tubing
- rounded corner 16' square hanging structure; requires rigging
- four 10' tall, 5' wide towers anchor to each corner
- each tower includes two medium monitor mounts* which hold 32"-55" monitors
- semi-private fabric meeting space
- freestanding pillar-shaped fabric counter

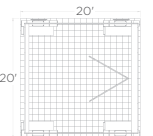
| name | code | assembled dimensions |
|--------|-----------|----------------------|
| kit 10 | CFAB-K-10 | Ⓢ 240" w x 240" d |




KIT 11*

- trapezoidal-shaped fabric structure rests above four mirrored trapezoidal-shaped corner towers
- four wood counters stand in front of towers
- four towers feature areas for large TV monitors facing the aisles; monitor mounts* included
- two L-shaped fabric dividers for semi-private meetings

| name | code | assembled dimensions |
|--------|-----------|----------------------|
| kit 11 | CFAB-K-11 | Ⓢ 240" w x 240" d |



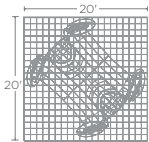
20' x 20' Island Exhibit Kits



KIT 07*

- aluminum tube frames and zipper pillowcase fabric graphics for the two arch structures, three fabric accents in between arches, six shelves, two monitor mounts* and 1 WOODCRATE-H
- combines state-of-the-art zipper pillowcase fabric graphics with advanced lightweight aluminum tubing

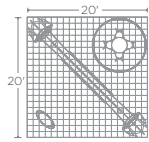
| name | code | assembled dimensions |
|--------|-----------|----------------------|
| kit 07 | CFAB-K-07 | @ 240" w x 240" d |



KIT 08

- lightweight, aluminum tube frames and zipper pillowcase fabric graphics for the arch structure and four accent graphics
- structural illuminated accents are 42" w x 105" h and feature three 29.5" illuminated squares each
- tubular/fabric conference room
- oval counter

| name | code | assembled dimensions |
|--------|-----------|----------------------|
| kit 08 | CFAB-K-08 | @ 240" w x 240" d |



Illuminated squares

Connect

The Formulate® Master Backwall Connector is an ideal accessory to connect two 10' or 20' Formulate backwalls. It features a pillowcase fabric graphic and connects easily to create the appearance of one seamless display.

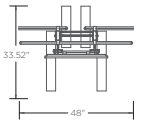


Turn your Formulate backwall into one seamless display



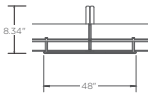
CONNECTOR 03

Pillowcase fabric graphic and monitor mounts for a medium sized monitor*



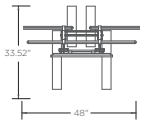
CONNECTOR 04

Pillowcase fabric graphic



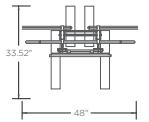
CONNECTOR 05

Pillowcase fabric graphic and monitor mounts for a medium sized monitor*



CONNECTOR 07

Pillowcase fabric graphic and monitor mount for a medium sized monitor*



| name | code | assembled dimensions |
|--------------------|--------------|-------------------------------|
| Backwall Connector | FMLT-WBWC | @ 48" w x 92.28" h x 33.52" d |
| Connector 03 | FMLT-WBWC-03 | @ 48" w x 92.28" h x 33.52" d |
| Connector 04 | FMLT-WBWC-04 | @ 48" w x 97.05" h x 8.34" d |
| Connector 05 | FMLT-WBWC-05 | @ 48" w x 92.25" h x 33.52" d |
| Connector 07 | FMLT-WBWC-07 | @ 48" w x 92.65" h x 33.52" d |



*Monitors & furniture not included.

*Monitors not included.



Add a Backwall Accent

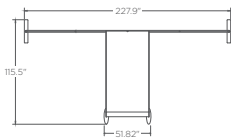
BACKWALL ACCENT 04

- curved
- L-shaped pillowcase divider walls attach to any Formulate Master Straight backwall



BACKWALL ACCENT 05*

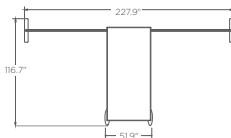
- L-shaped pillowcase fabric graphic attaches to any Formulate Master Straight style backwall
- 48.82"w tabletop included on interior of accent



**only for use in peninsula or island tradeshow spaces*

BACKWALL ACCENT 06*

- one straight and one curved panel connect and attach to any Formulate Master Straight style backwall
- 44.94" w x 41.18" h x 14" d laminate counter included on interior of accent provides lockable storage



**only for use in peninsula or island tradeshow spaces*

| name | code | assembled dimensions |
|--------------------|-------------------|-----------------------------------|
| Backwall Accent 04 | FMLT-WBWA-04C-L/R | @ 59.06" w x 35.43" h x 114.41" d |
| Backwall Accent 05 | FMLT-WBWA-05 | @ 51.82" w x 96.87" h x 103.65" d |
| Backwall Accent 06 | FMLT-WBWA-06 | @ 51.9" w x 98.99" h x 107.47" d |

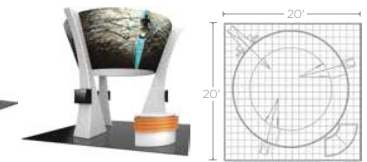

Dynamic & Commanding

Formulate® Fusion Island Exhibits combine organic and architectural shapes that elevate and accentuate a message and brand to stand out in any trade show or event environment. Fabric combines with form and function, creating organic and unique architectural structures that come with state-of-the-art zipper pillowcase fabric graphics.

KIT 05 *R*

- fabric covered tower centerpiece, zippered white fabric columns, laminate counter, three monitor mounts* and 1 woodcrate
- combines 50mm aluminum tubing w/ heavy-duty spigot connectors with state-of-the-art zipper pillowcase fabric graphics
- laminate counter with UV printed slat walls provides a welcoming reception area and lockable storage

| name | code | assembled dimensions |
|--------|-----------|----------------------------|
| kit 05 | CFAB-K-05 | @ 240" w x 216" h x 240" d |



KIT 06

- fabric center tower structure, two side fabric tower structures, rigid graphic accents, CHIP-WALL conference wall, oval counter, five monitor mounts* and 1 woodcrate
- combines 50mm aluminum tubing w/ heavy-duty spigot connector with state-of-the-art zipper pillowcase fabric graphics

| name | code | assembled dimensions |
|--------|-----------|----------------------------|
| kit 05 | CFAB-K-05 | @ 240" w x 216" h x 240" d |





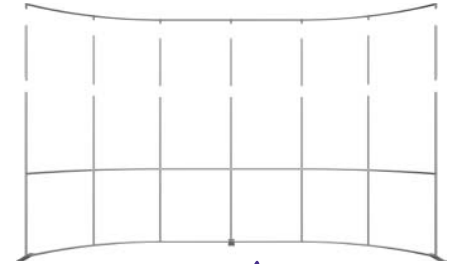
FORMULATE[®]

fusion

Extend

FORMULATE MASTER HEIGHT EXTENDERS


Add height and additional space for messaging with an 8', 10' or 20' wide Horizontal Curved or Straight Extension Kit! Create stunning 10' tall backwall. Convert your 8' backwall to a 10' tall with a 2' extension kit or buy a 10' tall kit.



extension kits add two feet!

| name | code | assembled dimensions |
|-----------------------|--------------------|----------------------------|
| 8' / 10' Straight | FMLT-10FT-EXT-3 | Ⓢ 1.57'w x 30.34'h x 116'd |
| 8' Horizontal Curved | FMLT-10FT-EXT-3-HC | Ⓢ 1.57'w x 30.34'h x 116'd |
| 10' Horizontal Curved | FMLT-10FT-EXT-4-HC | Ⓢ 1.37'w x 30.34'h x 116'd |
| 20' Straight | FMLT-10FT-EXT-5 | Ⓢ 1.57'w x 30.34'h x 116'd |
| 20' Horizontal Curved | FMLT-10FT-EXT-7-HC | Ⓢ 1.37'w x 30.34'h x 116'd |

Take your exhibit to new heights!



20'W X 10'H KITS
HORIZONTAL & STRAIGHT



10'W X 10'H KITS
HORIZONTAL & STRAIGHT



8'W X 10'H KITS
HORIZONTAL & STRAIGHT

| name | code | assembled dimensions |
|---------------------------------|-------------|--------------------------------|
| 20'w Extended Height Horizontal | FMLT-WH2010 | Ⓢ 226.6'w x 120.5'h x 38.38'd |
| 20'w Extended Height Straight | FMLT-WS2010 | Ⓢ 234.75'w x 120.5'h x 25.59'd |
| 10'w Horizontal | FMLT-WH1010 | Ⓢ 111.84'w x 120.5'h x 22.37'd |
| 10'w Straight | FMLT-WS1010 | Ⓢ 116.69'w x 120.5'h x 17.72'd |
| 8'w Horizontal | FMLT-WH0810 | Ⓢ 90.12'w x 120.5'h x 17.9'd |
| 8'w Straight | FMLT-WS0810 | Ⓢ 92.78'w x 120.5'h x 17.72'd |



Vibrant & Dazzling

Formulate® Backlit kits feature a 50mm straight tubular frame, LED curtain lights, which attach at the top and bottom of the frame, and a pillowcase stretch fabric graphic.

FORMULATE BACKLIT KITS

Illuminate and draw attention!

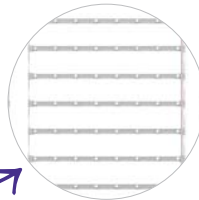


Details


- offered in 3', 5' & 8' widths, all 8'h
- tube frames feature spigot assembly
- LED light curtains attach to the frame
- pillowcase fabric graphic slips over frame
- ships in OCE-2 case

Size Options

| name | code | assembled dimensions |
|----------------|----------------|-------------------------------|
| 3' Backlit kit | FMLT-BL-W53-01 | Ⓞ 34.69" w x 92" h x 25.59" d |
| 5' Backlit kit | FMLT-BL-W55-01 | Ⓞ 61.75" w x 92" h x 26.63" d |
| 8' Backlit kit | FMLT-BL-W58-01 | Ⓞ 90" w x 92" h x 26.63" d |



illuminated LED light curtain



Set up the frame


Add the LED curtain lights

Slip on the fabric graphic

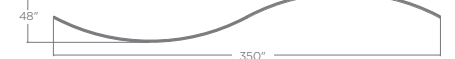
30' Displays



KIT 05



KIT 06




| name | code | assembled dimensions |
|--------|---------------|-----------------------------------|
| kit 01 | FMLT-DS-30-01 | Ⓞ 352.82" w x 91.97" h x 25.59" d |
| kit 03 | FMLT-DS-30-03 | Ⓞ 350.07" w x 92" h x 36.04" d |
| kit 04 | FMLT-DS-30-04 | Ⓞ 350.05" w x 91.84" h x 25.97" d |
| kit 05 | FMLT-DS-30-05 | Ⓞ 342.39" w x 96" h x 17.72" d |
| kit 06 | FMLT-DS-30-06 | Ⓞ 350" w x 92" h x 48" d |



30' Displays

30' FORMULATE DESIGNER SERIES

Formulate® Designer Series 30' inline exhibits feature unique stylistic elements, making them modern and sophisticated. Formulate Designer Series structures couple lightweight aluminum tube frames with stretch, zipper pillowcase fabric graphics.



Versatile & Simple

FORMULATE LITE

Details

- portable, versatile 8' by 10' fabric back drop
- converts easily from landscape/horizontal to portrait/vertical configuration
- sturdy, lightweight 30mm aluminum frame with push-buttons
- fabric graphic stretches over the corners of the frame to attach
- comes with carry bag

| name | code | assembled dimensions |
|---------------------|------------|----------------------------|
| 8'/10' lite display | FMLT-LT-01 | Ⓒ 114" w x 92" h x 18.3" d |



back view



Portrait or landscape orientation!



FORMULATE TABLETOP




Details

- straight and vertical curved configurations
- tube frames feature snap button connections
- pillowcase fabric graphic slides over the frame


Size Options

| name | code | assembled dimensions |
|-------------|--------------|----------------------------------|
| tabletop 01 | FMLT-WTT-V01 | Ⓒ 61.96" w x 45.36" h x 15.72" d |
| tabletop 03 | FMLT-WTT-V03 | Ⓒ 61.96" w x 45.49" h x 25.19" d |
| tabletop 04 | FMLT-WTT-S01 | Ⓒ 64.72" w x 46.81" h x 17.71" d |



flat feet for support





FORMULATE[®]

designer series

20' Displays

Professional exhibit solutions!



KIT 06*



KIT 07*



KIT 08*



KIT 12*



KIT 13*

| name | code | assembled dimensions |
|--------|---------------|--------------------------------|
| kit 06 | FMLT-DS-20-06 | ⊗ 233\"w x 96\"h x 27.58\"d |
| kit 07 | FMLT-DS-20-07 | ⊗ 224.57\"w x 96\"h x 31.54\"d |
| kit 08 | FMLT-DS-20-08 | ⊗ 235.98\"w x 96\"h x 27.36\"d |
| kit 12 | FMLT-DS-20-12 | ⊗ 232.06\"w x 96\"h x 33.67\"d |
| kit 13 | FMLT-DS-20-13 | ⊗ 240\"w x 96\"h x 42.63\"d |



Add lights, literature holders and accessories



20' Displays

20' FORMULATE DESIGNER SERIES

Formulate® Designer Series 20' & 30' inline exhibits feature unique stylistic elements, making them modern and sophisticated. Formulate Designer Series structures couple lightweight aluminum tube frames with stretch, zipper pillowcase fabric graphics.



| name | code | assembled dimensions |
|--------|---------------|----------------------------------|
| kit 01 | FMLT-D5-20-01 | ⊗ 226.4" w x 96" h x 29.33" d |
| kit 02 | FMLT-D5-20-02 | ⊗ 230" w x 96" h x 40" d |
| kit 03 | FMLT-D5-20-03 | ⊗ 227" w x 96" h x 40.75" d |
| kit 04 | FMLT-D5-20-04 | ⊗ 234.77" w x 96" h x 17.72" d |
| kit 05 | FMLT-D5-20-05 | ⊗ 234.75" w x 98.41" h x 39.2" d |

Modern & Sophisticated

Formulate® Designer Series exhibits and structures feature unique stylistic elements, making them modern and sophisticated. Kits couple lightweight aluminum frames with push-fit and zipper pillowcase fabric graphics.



aluminum tube frames are lightweight for easy push-button assembly



aluminum tube frames are lightweight for easy push-button assembly



kits come in OCE-2, OCH or OCL hard shipping cases



10' Displays

10' FORMULATE DESIGNER SERIES

Formulate® Designer Series 10' displays have unique stylistic features and shapes, are portable and easy to assemble. Aluminum tube frames feature snap-buttons and are coupled with zipper pillowcase fabric graphics. Displays come in portable, wheeled transit cases.

Stand out with unique styling features!



KIT 01*



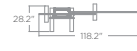
KIT 02



KIT 03



KIT 07*



KIT 08*



KIT 09*



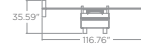
KIT 04



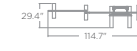
KIT 05



KIT 06*



KIT 10*



KIT 11*



KIT 13



| name | code | assembled dimensions |
|--------|---------------|------------------------------------|
| kit 01 | FMLT-DS-10-01 | Ⓢ 116.3\"w x 97.42\"h x 50.1\"d |
| kit 02 | FMLT-DS-10-02 | Ⓢ 119.19\"w x 105.41\"h x 37.79\"d |
| kit 03 | FMLT-DS-10-03 | Ⓢ 119.95\"w x 98.36\"h x 17.7\"d |
| kit 04 | FMLT-DS-10-04 | Ⓢ 120.01\"w x 98.17\"h x 41.6\"d |
| kit 05 | FMLT-DS-10-05 | Ⓢ 116.9\"w x 98.27\"h x 29.8\"d |
| kit 06 | FMLT-DS-10-06 | Ⓢ 116.76\"w x 98.62\"h x 35.59\"d |

| name | code | assembled dimensions |
|--------|---------------|---------------------------------|
| kit 07 | FMLT-DS-10-07 | Ⓢ 118.2\"w x 98.22\"h x 28.2\"d |
| kit 08 | FMLT-DS-10-08 | Ⓢ 117.2\"w x 97.41\"h x 32.5\"d |
| kit 09 | FMLT-DS-10-09 | Ⓢ 118.4\"w x 98.32\"h x 28.5\"d |
| kit 10 | FMLT-DS-10-10 | Ⓢ 115.4\"w x 98.28\"h x 36.5\"d |
| kit 11 | FMLT-DS-10-11 | Ⓢ 111\"w x 96\"h x 50.7\"d |
| kit 13 | FMLT-DS-10-13 | Ⓢ 114\"w x 90.89\"h x 25.59\"d |

